

Independent Auditor's Report

To the Members of Anjar TMT Steel Private Limited

Report on the Audit of the Financial Statements

Opinion

We have audited the financial statements of Anjar TMT Steel Private Limited (the "Company") which comprise the balance sheet as at 31 March 2026, and the statement of profit and loss (including other comprehensive income), statement of changes in equity and statement of cash flows for the year then ended, and notes to the financial statements, including material accounting policies and other explanatory information.

In our opinion and to the best of our information and according to the explanations given to us, the aforesaid financial statements give the information required by the Companies Act, 2013 ("Act") in the manner so required and give a true and fair view in conformity with the accounting principles generally accepted in India, of the state of affairs of the Company as at 31 March 2026, and its profit and other comprehensive income, changes in equity and its cash flows for the year ended on that date.

Basis for Opinion

We conducted our audit in accordance with the Standards on Auditing (SAs) specified under Section 143(10) of the Act. Our responsibilities under those SAs are further described in the *Auditor's Responsibilities for the Audit of the Financial Statements* section of our report. We are independent of the Company in accordance with the Code of Ethics issued by the Institute of Chartered Accountants of India together with the ethical requirements that are relevant to our audit of the financial statements under the provisions of the Act and the Rules thereunder, and we have fulfilled our other ethical responsibilities in accordance with these requirements and the Code of Ethics. We believe that the audit evidence we have obtained is sufficient and appropriate to provide a basis for our opinion on the financial statements.

Management's and Board of Directors Responsibilities for the Financial Statements

The Company's Management and Board of Directors are responsible for the matters stated in Section 134(5) of the Act with respect to the preparation of these financial statements that give a true and fair view of the state of affairs, profit/ loss and other comprehensive income, changes in equity and cash flows of the Company in accordance with the accounting principles generally accepted in India, including the Indian Accounting Standards (Ind AS) specified under Section 133 of the Act. This responsibility also includes maintenance of adequate accounting records in accordance with the provisions of the Act for safeguarding of the assets of the Company and for preventing and detecting frauds and other irregularities; selection and application of appropriate accounting policies; making judgments and estimates that are reasonable and prudent; and design, implementation and maintenance of adequate internal financial controls, that were operating effectively for ensuring the accuracy and completeness of the accounting records, relevant to the preparation and presentation of the financial statements that give a true and fair view and are free from material misstatement, whether due to fraud or error.

In preparing the financial statements, the Management and Board of Directors are responsible for assessing the Company's ability to continue as a going concern, disclosing, as applicable, matters related to going concern and using the going concern basis of accounting unless the Board of Directors either intends to liquidate the Company or to cease operations, or has no realistic alternative but to do so.

The Board of Directors is also responsible for overseeing the Company's financial reporting process.

Registered Office:

BSR & Co. (a partnership firm with Registration No. BA61223) converted into BSR & Co. LLP (a Limited Liability Partnership with LLP Registration No. AAB-8181) with effect from October 14, 2013

14th Floor, Central B Wing and North C Wing, Nesco IT Park 4, Nesco Center, Western Express Highway, Goregaon (East), Mumbai - 400063

Independent Auditor's Report (Continued)

Anjar TMT Steel Private Limited

Auditor's Responsibilities for the Audit of the Financial Statements

Our objectives are to obtain reasonable assurance about whether the financial statements as a whole are free from material misstatement, whether due to fraud or error, and to issue an auditor's report that includes our opinion. Reasonable assurance is a high level of assurance, but is not a guarantee that an audit conducted in accordance with SAs will always detect a material misstatement when it exists. Misstatements can arise from fraud or error and are considered material if, individually or in the aggregate, they could reasonably be expected to influence the economic decisions of users taken on the basis of these financial statements.

As part of an audit in accordance with SAs, we exercise professional judgment and maintain professional skepticism throughout the audit. We also:

- Identify and assess the risks of material misstatement of the financial statements, whether due to fraud or error, design and perform audit procedures responsive to those risks, and obtain audit evidence that is sufficient and appropriate to provide a basis for our opinion. The risk of not detecting a material misstatement resulting from fraud is higher than for one resulting from error, as fraud may involve collusion, forgery, intentional omissions, misrepresentations, or the override of internal control.
- Obtain an understanding of internal control relevant to the audit in order to design audit procedures that are appropriate in the circumstances. Under Section 143(3)(i) of the Act, we are also responsible for expressing our opinion on whether the company has adequate internal financial controls with reference to financial statements in place and the operating effectiveness of such controls.
- Evaluate the appropriateness of accounting policies used and the reasonableness of accounting estimates and related disclosures made by the Management and Board of Directors..
- Conclude on the appropriateness of the Management and Board of Directors use of the going concern basis of accounting in preparation of financial statements and, based on the audit evidence obtained, whether a material uncertainty exists related to events or conditions that may cast significant doubt on the Company's ability to continue as a going concern. If we conclude that a material uncertainty exists, we are required to draw attention in our auditor's report to the related disclosures in the financial statements or, if such disclosures are inadequate, to modify our opinion. Our conclusions are based on the audit evidence obtained up to the date of our auditor's report. However, future events or conditions may cause the Company to cease to continue as a going concern.
- Evaluate the overall presentation, structure and content of the financial statements, including the disclosures, and whether the financial statements represent the underlying transactions and events in a manner that achieves fair presentation.

We communicate with those charged with governance regarding, among other matters, the planned scope and timing of the audit and significant audit findings, including any significant deficiencies in internal control that we identify during our audit.

We also provide those charged with governance with a statement that we have complied with relevant ethical requirements regarding independence, and to communicate with them all relationships and other matters that may reasonably be thought to bear on our independence, and where applicable, related safeguards.

Report on Other Legal and Regulatory Requirements

1. As required by the Companies (Auditor's Report) Order, 2020 ("the Order") issued by the Central Government of India in terms of Section 143(11) of the Act, we give in the "Annexure A" a statement on the matters specified in paragraphs 3 and 4 of the Order, to the extent applicable.

2.A. As required by Section 143(3) of the Act, we report that:

a. We have sought and obtained all the information and explanations which to the best of our knowledge and belief were necessary for the purposes of our audit.



Independent Auditor's Report (Continued)

Anjar TMT Steel Private Limited

- b. In our opinion, proper books of account as required by law have been kept by the Company so far as it appears from our examination of those books except for the matters stated in the paragraph 2(B)(f) below on reporting under Rule 11(g) of the Companies (Audit and Auditors) Rules, 2014.
 - c. The balance sheet, the statement of profit and loss (including other comprehensive income), the statement of changes in equity and the statement of cash flows dealt with by this Report are in agreement with the books of account.
 - d. In our opinion, the aforesaid financial statements comply with the Ind AS specified under Section 133 of the Act.
 - e. On the basis of the written representations received from the directors as on 1 April 2026 and 2 April 2026 taken on record by the Board of Directors, none of the directors is disqualified as on 31 March 2026 from being appointed as a director in terms of Section 164(2) of the Act.
 - f. the qualification relating to the maintenance of accounts and other matters connected therewith are as stated in the paragraph 2(A)(b) above on reporting under Section 143(3)(b) of the Act and paragraph 2(B)(f) below on reporting under Rule 11(g) of the Companies (Audit and Auditors) Rules, 2014.
 - g. With respect to the adequacy of the internal financial controls with reference to financial statements of the Company and the operating effectiveness of such controls, refer to our separate Report in "Annexure B".
- B. With respect to the other matters to be included in the Auditor's Report in accordance with Rule 11 of the Companies (Audit and Auditors) Rules, 2014, in our opinion and to the best of our information and according to the explanations given to us:
- a. The Company does not have any pending litigations which would impact its financial position.
 - b. The Company did not have any long-term contracts including derivative contracts for which there were any material foreseeable losses.
 - c. There were no amounts which were required to be transferred to the Investor Education and Protection Fund by the Company.
 - d (i) The management has represented that, to the best of its knowledge and belief, as disclosed in the Note 43 (vii) to the financial statements, no funds have been advanced or loaned or invested (either from borrowed funds or share premium or any other sources or kind of funds) by the Company to or in any other person(s) or entity(ies), including foreign entities ("Intermediaries"), with the understanding, whether recorded in writing or otherwise, that the Intermediary shall directly or indirectly lend or invest in other persons or entities identified in any manner whatsoever by or on behalf of the Company ("Ultimate Beneficiaries") or provide any guarantee, security or the like on behalf of the Ultimate Beneficiaries.
 - (ii) The management has represented that, to the best of its knowledge and belief, as disclosed in the Note 43 (vii) to the financial statements, no funds have been received by the Company from any person(s) or entity(ies), including foreign entities ("Funding Parties"), with the understanding, whether recorded in writing or otherwise, that the Company shall directly or indirectly, lend or invest in other persons or entities identified in any manner whatsoever by or on behalf of the Funding Parties ("Ultimate Beneficiaries") or provide any guarantee, security or the like on behalf of the Ultimate Beneficiaries.
 - (iii) Based on the audit procedures that have been considered reasonable and appropriate in the circumstances, nothing has come to our notice that has caused us to believe that the representations under sub-clause (i) and (ii) of Rule 11(e), as provided under (i) and (ii) above, contain any material misstatement.
 - e. The Company has neither declared nor paid any dividend during the year.
- f. Based on our examination which included test checks, except for the instances mentioned below,



Independent Auditor's Report (Continued)

Anjar TMT Steel Private Limited

the Company has used an accounting software for maintaining its books of account, which has a feature of recording audit trail (edit log) facility and the same has operated throughout the year for all relevant transactions recorded in the respective software:

- i. In case of the accounting software used for maintaining general ledger, the feature of recording audit trail (edit log) facility was not enabled at the application level for certain fields and for the direct data changes performed by users having privileged access rights from 8 December 2025 to 1 January 2026.
- ii. The feature of recording audit trail (edit log) facility was not enabled at the database level for an accounting software used for maintaining general ledger and consolidation records, to log any direct data changes.

Further, for the periods where audit trail (edit log) facility was enabled and operated, we did not come across any instance of audit trail feature being tampered with.

Additionally, the audit trail in respect of the previous year has been preserved by the Company as per the statutory requirements for record retention except for an accounting software used for maintaining general ledger wherein the audit trail was not preserved for (i) the application level for certain fields and for the changes performed by users having privileged access rights; and (ii) the database level.

- C. With respect to the matter to be included in the Auditor's Report under Section 197(16) of the Act:

In our opinion and according to the information and explanations given to us, the Company has not paid any remuneration to its directors during the year. The Ministry of Corporate Affairs has not prescribed other details under Section 197(16) of the Act which are required to be commented upon by us.

For B S R & Co. LLP

Chartered Accountants

Firm's Registration No.:101248W/W-100022



Akash Khona

Partner

Place: Mumbai

Date: 22 April 2026

Membership No.: 148044


ICAI UDIN:26148044ZZWBBCP2838

Annexure A to the Independent Auditor's Report on the Financial Statements of Anjar TMT Steel Private Limited for the year ended 31 March 2026

(Referred to in paragraph 1 under 'Report on Other Legal and Regulatory Requirements' section of our report of even date)

- (i) (a) (A) The Company has maintained proper records showing full particulars, including quantitative details and situation of Property, Plant and Equipment and Right-of-use assets.
- (B) The Company has maintained proper records showing full particulars of intangible assets.
- (i) (b) According to the information and explanations given to us and on the basis of our examination of the records of the Company, the Company has a regular programme of physical verification of its Property, Plant and Equipment and Right-of-use assets by which all property, plant and equipment and Right of Use assets are verified in a phased manner over a period of three years. In accordance with this programme, certain property, plant and equipment were verified during the year. In our opinion, this periodicity of physical verification is reasonable having regard to the size of the Company and the nature of its assets. No discrepancy was noticed on such verification.
- (c) According to the information and explanations given to us and on the basis of our examination of the records of the Company, the title deeds of immovable properties (other than immovable properties where the Company is the lessee and the leases agreements are duly executed in favour of the lessee) disclosed in the financial statements are held in the name of the Company.
- (d) According to the information and explanations given to us and on the basis of our examination of the records of the Company, the Company has not revalued its Property, Plant and Equipment (including Right-of-use assets) or intangible assets or both during the year.
- (e) According to the information and explanations given to us and on the basis of our examination of the records of the Company, there are no proceedings initiated or pending against the Company for holding any benami property under the Prohibition of Benami Property Transactions Act, 1988 and rules made thereunder.
- (ii) (a) The inventory, except stocks lying with third parties, has been physically verified by the management during the year. For stocks lying with third parties at the year-end, written confirmations have been obtained. In our opinion, the frequency of such verification is reasonable and procedures and coverage as followed by management were appropriate. In the case of one class of inventory the discrepancies noticed on verification between the physical stocks and the book records were more than 10% in the aggregate and these have been properly dealt with in the books of account.
- (b) According to the information and explanations given to us and on the basis of our examination of the records of the Company, the Company has been sanctioned working capital limits in excess of five crore rupees, in aggregate, from banks or financial institutions on the basis of security of current assets. In our opinion, the quarterly returns or statements filed by the Company with such banks or financial institutions are in agreement with the books of account of the Company.
- (iii) According to the information and explanations given to us and on the basis of our examination of the records of the Company, the Company has not provided any guarantee or security or granted any loans or advances in the nature of loans, secured or unsecured to companies, firms, limited liability partnership or any other parties during the year. The Company has made investments in other parties, in respect of which the requisite information is as below. The Company has not made any investments in companies, firms or limited liability partnership.
- (a) Based on the audit procedures carried on by us and as per the information and explanations given to us, the Company has not provided any loans or advances in the nature of loans or stood guarantee or provided security to any other entity.

According to the information and explanations given to us and based on the audit procedures conducted by us, in our opinion the investments made are, prima facie, not prejudicial to the interest of the Company. Further, the Company has not provided any guarantee or security or



Annexure A to the Independent Auditor's Report on the Financial Statements of Anjar TMT Steel Private Limited for the year ended 31 March 2026 (Continued)

granted any loan or advance in the nature of loan to any party during the year.

- (c) According to the information and explanations given to us and on the basis of our examination of the records of the Company, the Company has not given any loan or advance in nature of loan to any party during the year. Accordingly, clause 3(iii)(c) to (f) of the Order is not applicable.
- (iv) According to the information and explanations given to us and on the basis of our examination of the records of the Company, the Company has not given any loans, or provided any guarantee or security as specified under Section 185 and 186 of the Companies Act, 2013 ("the Act"). In respect of the investments made by the Company, in our opinion the provisions of Section 186 of the Act have been complied with.
- (v) The Company has not accepted any deposits or amounts which are deemed to be deposits from the public. Accordingly, clause 3(v) of the Order is not applicable.
- (vi) We have broadly reviewed the books of accounts maintained by the Company pursuant to the rules prescribed by the Central Government for maintenance of cost records under Section 148(1) of the Act in respect of its manufactured goods and are of the opinion that prima facie, the prescribed accounts and records have been made and maintained. However, we have not carried out a detailed examination of the records with a view to determine whether these are accurate or complete.
- (vii) (a) The Company does not have liability in respect of Service tax, Duty of excise, Sales tax and Value added tax during the year since effective 1 July 2017, these statutory dues has been subsumed into GST.

According to the information and explanations given to us and on the basis of our examination of the records of the Company, in our opinion, the undisputed statutory dues including Goods and Services Tax, Provident Fund, Income-Tax, Duty of Customs or other statutory dues have been regularly deposited by the Company with the appropriate authorities. As explained to us, the Company did not have any dues on account of Employees State Insurance and Cess.

According to the information and explanations given to us and on the basis of our examination of the records of the Company, no undisputed amounts payable in respect of Goods and Services Tax, Provident Fund, Employees State Insurance, Income-Tax, Duty of Customs or Cess or other statutory dues were in arrears as at 31 March 2026 for a period of more than six months from the date they became payable.

- (b) According to the information and explanations given to us and on the basis of our examination of the records of the Company, statutory dues relating to Goods and Services Tax which have not been deposited on account of any dispute are as follows:

Name of the statute	Nature of the dues	Amount demanded (Rs. in crores)	Amount paid (Rs. in crores)	Period to which the amount relates	Forum where dispute is pending	Remarks, if any
The Gujarat Goods and Services Tax Act, 2017	Penalty	0.11	0.11	2023-24 and 2024 - 25	First Appellate Authority	-
	Penalty	0.08	0.08	2025 - 26	Apellate Tribunal	

According to the information and explanations given to us and on the basis of our examination



Annexure A to the Independent Auditor's Report on the Financial Statements of Anjar TMT Steel Private Limited for the year ended 31 March 2026 (Continued)

of the records of the Company, the Company has not surrendered or disclosed any transactions, previously unrecorded as income in the books of account, in the tax assessments under the Income Tax Act, 1961 as income during the year.

- (ix) (a) According to the information and explanations given to us and on the basis of our examination of the records of the Company, the Company has not defaulted in repayment of loans and borrowing or in the payment of interest thereon to any lender.
- (b) According to the information and explanations given to us and on the basis of our examination of the records of the Company, the Company has not been declared a wilful defaulter by any bank or financial institution or government or government authority.
- (c) In our opinion and according to the information and explanations given to us by the management, the Company has not obtained any term loans during the year and the term loans obtained in the previous periods were fully utilised in the respective periods. Accordingly, clause 3(ix)(c) of the Order is not applicable.
- (d) According to the information and explanations given to us and on an overall examination of the financial statements of the Company, we report that no funds raised on short-term basis have been used for long-term purposes by the Company.
- (e) The Company does not hold any investment in any subsidiaries, associates or joint ventures (as defined under the Act) during the year ended 31 March 2026. Accordingly, clause 3(ix)(e) is not applicable.
- (f) The Company does not hold any investment in any subsidiaries, associates or joint ventures (as defined under the Act) during the year ended 31 March 2026. Accordingly, clause 3(ix)(f) is not applicable.
- (x) (a) The Company has not raised any moneys by way of initial public offer or further public offer (including debt instruments). Accordingly, clause 3(x)(a) of the Order is not applicable.
- (b) According to the information and explanations given to us and on the basis of our examination of the records of the Company, the Company has not made any preferential allotment or private placement of shares or fully or partly convertible debentures during the year. Accordingly, clause 3(x)(b) of the Order is not applicable.
- (xi) (a) During the course of our examination of the books and records of the Company and according to the information and explanations given to us, no fraud by the Company or on the Company has been noticed or reported during the year.
- (b) According to the information and explanations given to us, no report under sub-section (12) of Section 143 of the Act has been filed by the auditors in Form ADT-4 as prescribed under Rule 13 of the Companies (Audit and Auditors) Rules, 2014 with the Central Government.
- (c) Establishment of vigil mechanism is not mandated for the Company. As represented to us by the management, there are no whistle blower complaints received under the vigil mechanism established voluntarily by the Company during the year.
- (xii) According to the information and explanations given to us, the Company is not a Nidhi Company. Accordingly, clause 3(xii) of the Order is not applicable.
- (xiii) The Company is a private limited company and accordingly the requirements as stipulated by the provisions of Section 177 of the Act are not applicable to the Company. In our opinion and according to the information and explanations given to us and on the basis of our examination of records of the Company, transactions with the related parties are in compliance with Section 188 of the Act where applicable and details of such transactions have been disclosed in the financial statements as required by the applicable accounting standards.

Based on information and explanations provided to us and our audit procedures, in our opinion, the Company has an internal audit system commensurate with the size and nature of its



Annexure A to the Independent Auditor's Report on the Financial Statements of Anjar TMT Steel Private Limited for the year ended 31 March 2026 (Continued)

business.

- (b) We have considered the internal audit reports of the Company issued till date for the period under audit.
- (xv) In our opinion and according to the information and explanations given to us, the Company has not entered into any non-cash transactions with its directors or persons connected to its directors and hence, provisions of Section 192 of the Act are not applicable to the Company.
- (xvi) (a) The Company is not required to be registered under Section 45-IA of the Reserve Bank of India Act, 1934. Accordingly, clause 3(xvi)(a) of the Order is not applicable.
- (b) The Company is not required to be registered under Section 45-IA of the Reserve Bank of India Act, 1934. Accordingly, clause 3(xvi)(b) of the Order is not applicable.
- (c) The Company is not a Core Investment Company (CIC) as defined in the regulations made by the Reserve Bank of India. Accordingly, clause 3(xvi)(c) of the Order is not applicable.
- (d) According to the information and explanations provided to us, the Group (as per the provisions of the Core Investment Companies (Reserve Bank) Directions, 2016) has more than one CIC as part of the Group. The Group has three CICs as part of the Group
- (xvii) The Company has not incurred cash losses in the current and in the immediately preceding financial year.
- (xviii) There has been no resignation of the statutory auditors during the year. Accordingly, clause 3(xviii) of the Order is not applicable.
- (xix) According to the information and explanations given to us and on the basis of the financial ratios, ageing and expected dates of realisation of financial assets and payment of financial liabilities, our knowledge of the Board of Directors and management plans and based on our examination of the evidence supporting the assumptions, nothing has come to our attention, which causes us to believe that any material uncertainty exists as on the date of the audit report that the Company is not capable of meeting its liabilities existing at the date of balance sheet as and when they fall due within a period of one year from the balance sheet date. We, however, state that this is not an assurance as to the future viability of the Company. We further state that our reporting is based on the facts up to the date of the audit report and we neither give any guarantee nor any assurance that all liabilities falling due within a period of one year from the balance sheet date, will get discharged by the Company as and when they fall due.
- (xx) In our opinion and according to the information and explanations given to us, there is no unspent amount under sub-section (5) of Section 135 of the Act pursuant to any project. Accordingly,



B S R & Co. LLP

**Annexure A to the Independent Auditor's Report on the Financial Statements
of Anjar TMT Steel Private Limited for the year ended 31 March 2026
(Continued)**

clauses 3(xx)(a) and 3(xx)(b) of the Order are not applicable.

For B S R & Co. LLP

Chartered Accountants

Firm's Registration No.:101248W/W-100022



Akash Khona

Partner

Place: Mumbai

Date: 22 April 2026

Membership No.: 148044

ICAI UDIN:26148044ZZWBCP2838

Annexure B to the Independent Auditor's Report on the financial statements of Anjar TMT Steel Private Limited for the year ended 31 March 2026

Report on the internal financial controls with reference to the aforesaid financial statements under Clause (i) of Sub-section 3 of Section 143 of the Act

(Referred to in paragraph 2(A)(g) under 'Report on Other Legal and Regulatory Requirements' section of our report of even date)

Opinion

We have audited the internal financial controls with reference to financial statements of Anjar TMT Steel Private Limited ("the Company") as of 31 March 2026 in conjunction with our audit of the financial statements of the Company for the year ended on that date.

In our opinion, the Company has, in all material respects, adequate internal financial controls with reference to financial statements and such internal financial controls were operating effectively as at 31 March 2026, based on the internal financial controls with reference to financial statements criteria established by the Company considering the essential components of internal control stated in the Guidance Note on Audit of Internal Financial Controls Over Financial Reporting issued by the Institute of Chartered Accountants of India (the "Guidance Note").

Management's and Board of Directors' Responsibilities for Internal Financial Controls

The Company's Management and the Board of Directors are responsible for establishing and maintaining internal financial controls based on the internal financial controls with reference to financial statements criteria established by the Company considering the essential components of internal control stated in the Guidance Note. These responsibilities include the design, implementation and maintenance of adequate internal financial controls that were operating effectively for ensuring the orderly and efficient conduct of its business, including adherence to company's policies, the safeguarding of its assets, the prevention and detection of frauds and errors, the accuracy and completeness of the accounting records, and the timely preparation of reliable financial information, as required under the Act.

Auditor's Responsibility

Our responsibility is to express an opinion on the Company's internal financial controls with reference to financial statements based on our audit. We conducted our audit in accordance with the Guidance Note and the Standards on Auditing, prescribed under Section 143(10) of the Act, to the extent applicable to an audit of internal financial controls with reference to financial statements. Those Standards and the Guidance Note require that we comply with ethical requirements and plan and perform the audit to obtain reasonable assurance about whether adequate internal financial controls with reference to financial statements were established and maintained and if such controls operated effectively in all material respects.

Our audit involves performing procedures to obtain audit evidence about the adequacy of the internal financial controls with reference to financial statements and their operating effectiveness. Our audit of internal financial controls with reference to financial statements included obtaining an understanding of internal financial controls with reference to financial statements, assessing the risk that a material weakness exists, and testing and evaluating the design and operating effectiveness of internal control based on the assessed risk. The procedures selected depend on the auditor's judgement, including the assessment of the risks of material misstatement of the financial statements, whether due to fraud or error.

We believe that the audit evidence we have obtained is sufficient and appropriate to provide a basis for our audit opinion on the Company's internal financial controls with reference to financial statements.

Meaning of Internal Financial Controls with Reference to Financial Statements

A company's internal financial controls with reference to financial statements is a process designed to provide reasonable assurance regarding the reliability of financial reporting and the preparation of financial



Annexure B to the Independent Auditor's Report on the financial statements of Anjar TMT Steel Private Limited for the year ended 31 March 2026 (Continued)

statements for external purposes in accordance with generally accepted accounting principles. A company's internal financial controls with reference to financial statements include those policies and procedures that (1) pertain to the maintenance of records that, in reasonable detail, accurately and fairly reflect the transactions and dispositions of the assets of the company; (2) provide reasonable assurance that transactions are recorded as necessary to permit preparation of financial statements in accordance with generally accepted accounting principles, and that receipts and expenditures of the company are being made only in accordance with authorisations of management and directors of the company; and (3) provide reasonable assurance regarding prevention or timely detection of unauthorised acquisition, use, or disposition of the company's assets that could have a material effect on the financial statements.

Inherent Limitations of Internal Financial Controls with Reference to Financial Statements

Because of the inherent limitations of internal financial controls with reference to financial statements, including the possibility of collusion or improper management override of controls, material misstatements due to error or fraud may occur and not be detected. Also, projections of any evaluation of the internal financial controls with reference to financial statements to future periods are subject to the risk that the internal financial controls with reference to financial statements may become inadequate because of changes in conditions, or that the degree of compliance with the policies or procedures may deteriorate.

For **B S R & Co. LLP**

Chartered Accountants

Firm's Registration No.:101248W/W-100022



Akash Khona

Partner

Place: Mumbai

Date: 22 April 2026

Membership No.: 148044

ICAI UDIN:26148044ZZWBPC2838

Anjar TMT Steel Private Limited

Balance sheet

As at March 31, 2026

(All amounts in Rupees (Rs.) Crore, unless otherwise stated)

	Notes	As at March 31, 2026	As at March 31, 2025
ASSETS			
Non-current assets			
Property, plant and equipment	3(a)	142.01	147.22
Capital work-in-progress	3(a)	0.06	0.34
Right-of-use assets	3(b)	3.89	4.33
Intangible assets	4(a)	0.50	0.36
Intangible assets under development	4(b)	0.43	0.43
Financial assets			
Investments	5	0.84	1.42
Other financial assets	6(a)	0.24	2.70
Deferred tax asset	7	-	1.88
Income tax assets	13	5.19	2.95
Other non-current assets	8(a)	0.19	3.76
Total non-current assets		153.45	165.39
Current assets			
Inventories	9	54.63	124.25
Financial assets			
Trade receivables	10	101.17	127.10
Cash and cash equivalents	11	0.65	11.70
Bank balances other than cash and cash equivalents	12	0.64	6.44
Other financial assets	6(b)	0.03	0.19
Other current assets	8(b)	37.86	49.42
Total current assets		194.98	319.10
Total assets		348.43	484.49




Anjar TMT Steel Private Limited
Balance sheet
As at March 31, 2026
(All amounts in Rupees (Rs.) Crore, unless otherwise stated)

	Notes	As at March 31, 2026	As at March 31, 2025
EQUITY AND LIABILITIES			
Equity			
Equity share capital	14(a)	20.01	20.01
Instrument entirely equity in nature	14(b) and 14(c)	142.99	44.99
Other equity			
Reserves and surplus	14(d)	11.62	(7.90)
Other reserves	14(e)	(0.15)	(0.85)
Total equity		174.47	56.25
LIABILITIES			
Non-current liabilities			
Financial liabilities			
Borrowings	15(a)	-	76.32
Lease liabilities	3(b)	4.83	5.08
Provisions	17(a)	0.44	0.30
Deferred tax liabilities (net)	7	2.47	-
Government grants	18	20.05	13.08
Total non-current liabilities		27.79	94.78
Current liabilities			
Financial liabilities			
Borrowings	15(b)	-	27.38
Lease liabilities	3(b)	0.34	0.29
Trade payables			
- total outstanding dues of micro and small enterprises	20	1.97	8.87
- total outstanding dues other than above	20	135.80	290.25
Other financial liabilities	16	1.28	2.09
Provisions	17(b)	0.21	0.15
Other current liabilities	19	6.57	4.43
Total current liabilities		146.17	333.46
Total liabilities		173.96	428.24
Total equity and liabilities		348.43	484.49

Material accounting policies
The accompanying notes are an integral part of these financial statements
As per our report of even date attached

For B S R & Co. LLP
Chartered Accountants
Firm's Registration No. 101248W/W-100022



Akash Khona
Partner
Membership No. 148044
Place: Mumbai
Date: April 22, 2026

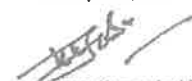
For and on behalf of the Board of Directors
of Anjar TMT Steel Private Limited
CIN: U27209GJ2021PTC122227




Harish Chand Gupta
Director
DIN: 07559832
Place: Mumbai
Date: April 22, 2026



Nishu Agarwal
Whole time director
DIN: 10760783
Place: Mumbai
Date: April 22, 2026



Krishan Kumar Joshi
Chief Financial Officer
Place: Anjar
Date: April 22, 2026



Arpit Bhandari
Company Secretary
ACS-43644
Place: Anjar
Date: April 22, 2026




Anjar TMT Steel Private Limited
Statement of profit and loss
For the year ended March 31, 2026
(All amounts in Rupees (Rs.) Crore, unless otherwise stated)

	Notes	Year ended March 31, 2026	Year ended March 31, 2025
Income			
Revenue from operations	21	898.73	1,082.11
Other Income	22	9.49	12.41
Total income		908.22	1,094.52
Expenses			
Cost of materials consumed	23	792.65	921.33
Purchases of stock-in-trade	24	6.55	0.71
Changes in inventories of finished goods	25	(3.64)	38.36
Employee benefit expense	26	11.76	10.09
Finance costs	29	13.86	27.73
Depreciation and amortisation expense	27	9.04	8.92
Other expenses	28	53.65	54.81
Total expenses		883.86	1,061.95
Profit before tax		24.36	32.57
Income tax expense			
Current tax	30	-	-
Deferred tax	31	4.18	0.99
Total income tax expense		4.18	0.99
Profit for the year (A)		20.18	31.58
Other comprehensive income			
Items that may be reclassified to profit or loss			
Deferred gains/ (losses) on cash flow hedges (net)	14(e)	0.70	(0.93)
Income tax relating to items that will be re-classified to Profit & Loss	14(d)	-	-
		0.70	(0.93)
Items that will not be reclassified to profit or loss			
Remeasurements of post employment benefit obligations	32	0.15	(0.02)
Income tax relating to items that will not be re-classified to Profit & Loss	32	(0.02)	-
		0.13	(0.02)
Other comprehensive Income for the year, net of tax (B)		0.83	(0.95)
Total comprehensive Profit/(Loss) for the year (A+B)		21.01	30.63
Earnings per equity share			
Basic earnings per share (in Rupees)	44	10.08	15.78
Diluted earnings per share (in Rupees)	44	1.32	4.86


Material accounting policies

The accompanying notes are an integral part of these financial statements
As per our report of even date attached


For B S R & Co. LLP
Chartered Accountants
Firm's Registration No. 101248W/W-100022



Akash Khona
Partner
Membership No.148044
Place: Mumbai
Date: April 22, 2026

For and on behalf of the Board of Directors
of Anjar TMT Steel Private Limited
CIN: U27209GJ2021PTC122227


Harish Chandra Gupta
Director
DIN: 07559832
Place: Mumbai
Date: April 22, 2026


Nitin Agarwal
Whole time director
DIN: 10760783
Place: Mumbai
Date: April 22, 2026


Ksharan Kumar Joshi
Chief Financial Officer
Place: Anjar
Date: April 22, 2026


Arpit Bhandari
Company Secretary
ACS-43644
Place: Anjar
Date: April 22, 2026



Anjar TMT Steel Private Limited
Statement of changes in equity
For the year ended March 31, 2026
(All amounts in Rupees (Rs.) Crore, unless otherwise stated)

A. Equity share capital

Particulars	Notes	Amount
Balance as at April 01, 2024		20.01
Changes in equity share capital during the year	14(a)	-
Balance as at March 31, 2025		20.01
Changes in equity share capital during the year	14(a)	-
Balance as at March 31, 2026		20.01

B. Instrument entirely equity in nature

(i) 7.75% Convertible Non-cumulative Optionally Redeemable Preference Shares ('CORPS')

Particulars	Notes	Amount
Balance as at April 01, 2024		44.99
Changes in equity share capital during the year	14(b)	-
Balance as at March 31, 2025		44.99
Changes in equity share capital during the year	14(b)	-
Balance as at March 31, 2026		44.99

(ii) 9.50% Convertible Non-cumulative Optionally Redeemable Preference Shares ('CORPS')

Particulars	Notes	Amount
Balance as at April 01, 2024		-
Changes in equity share capital during the year	14(c)	-
Balance as at March 31, 2025		-
Changes in equity share capital during the year	14(c)	98.00
Balance as at March 31, 2026		98.00

C. Other equity [refer note 14(d) & 14(e)]

	Reserves and surplus	Other reserves	Total other equity
	Retained Earnings	Cash flow hedging reserve	
Balance as at April 01, 2024	(39.46)	0.09	(39.37)
Profit / (Loss) for the year	31.58	-	31.58
Other comprehensive income	(0.02)	(0.93)	(0.95)
Total comprehensive income for the year	31.56	(0.93)	30.63
Balance as at March 31, 2025	(7.90)	(0.85)	(8.75)
Profit / (Loss) for the year	20.18	-	20.18
Other comprehensive income	0.13	0.70	0.83
Total comprehensive income for the year	20.31	0.70	21.01
Share issue expenses	(0.79)	-	(0.79)
Balance as at March 31, 2026	11.62	(0.15)	11.47

The above statement of changes in equity should be read in conjunction with the accompanying notes.
As per our report of even date attached

For BSR & Co. LLP
Chartered Accountants
Firm's Registration No. 101248W/W-100022




Akash Khona
Partner
Membership No. 148044
Place: Mumbai
Date: April 22, 2026


For and on behalf of the Board of Directors
of Anjar TMT Steel Private Limited
CIN: U27209GJ2021PTC122227



Harish Chandra Gupta
Director
DIN: 07559832
Place: Mumbai
Date: April 22, 2026


Sun Agarwal
Whole time director
DIN: 10760783
Place: Mumbai
Date: April 22, 2026


Krishan Kumar Joshi
Chief Financial Officer
Place: Anjar
Date: April 22, 2026


Arpit Bhandari
Company Secretary
ACS-43644
Place: Anjar
Date: April 22, 2026



Anjar TMT Steel Private Limited
Statement of cash flows
For the year ended March 31, 2026
(All amounts in Rupees (Rs.) Crore, unless otherwise stated)

	Year ended March 31, 2026	Year ended March 31, 2025
A) Cash flow from operating activities		
Profit before tax	24.36	32.57
Adjustments for:		
Depreciation and amortisation expense	9.04	8.92
(Gain)/loss on sale/discarding of property, plant and equipment (net)	0.06	-
Net gain on sale of current investments	(0.13)	(0.74)
Fair valuation (gain)/loss on investment (net)	0.48	(0.23)
Loss allowance on trade receivables	(0.12)	0.04
Dividend income	(1.00)	(0.06)
Interest income	(0.01)	(4.03)
Finance costs	13.86	27.73
Unrealised net exchange differences	1.61	(2.16)
Liabilities/ provisions no longer required written back	(0.05)	-
	<u>23.74</u>	<u>29.47</u>
Cash generated from operations before changes in operating assets and liabilities	48.10	62.04
Changes in operating assets and liabilities (bracket figures represents increase in asset and decrease in liabilities)		
Movement in other non-current assets	(0.19)	-
Increase in inventories	69.61	(33.48)
Increase in trade receivables	26.05	(83.37)
Decrease in other current financial assets	(0.02)	-
(Increase) / decrease in other current assets	11.55	15.64
Increase in trade payables	(162.67)	87.21
Increase in other current financial liabilities	0.89	0.39
Decrease in other current liabilities	2.15	(0.57)
Increase in provisions	0.32	0.13
Increase in government grants	6.96	7.77
	<u>(45.35)</u>	<u>(6.28)</u>
Cash flow from / (used in) operations	2.75	55.76
Income taxes paid (net of refund received)	(2.25)	3.72
Net cash (used in)/ from operating activities (A)	0.50	59.48
B) Cash flow from investing activities		
Payments for property, plant and equipment, investment property and intangible assets (including capital work-in-progress and intangible assets under development)	0.43	(6.76)
Proceeds from sale/redemption of long term investments	-	-
Purchase of current investments	(72.00)	(796.91)
Proceeds from sale/redemption of current investments	72.12	797.65
Investments in fixed deposit	-	11.99
Proceeds from maturity of fixed deposit	8.26	(16.55)
Interest received	0.01	4.03
Dividend received	1.00	0.06
Net cash from/ (used in) investing activities (B)	9.82	(6.49)
C) Cash flow from financing activities		
Proceeds from issue of instruments entirely equity in nature	98.00	-
Repayment of long term borrowings	(103.53)	(20.62)
Proceeds from short term borrowings	-	100.00
Repayment of short term borrowings	-	(100.00)
Interest paid	(14.45)	(25.08)
Principal elements of lease payments	(0.61)	(0.58)
Share issue expenses	(0.79)	-
	<u>(21.38)</u>	<u>(46.28)</u>
Net cash (used in)/ from financing activities (C)		



Anjar TMT Steel Private Limited
Statement of cash flows
For the year ended March 31, 2026
(All amounts in Rupees (Rs.) Crore, unless otherwise stated)

	Year ended March 31, 2026	Year ended March 31, 2025
Net increase in cash and cash equivalents (A+B+C)	(11.06)	6.71
Cash and cash equivalents at the beginning of the year	11.71	4.99
Cash and cash equivalents at the end of the year (refer note 11)	<u>0.65</u>	<u>11.70</u>
Net decrease in cash and cash equivalents	<u>(11.06)</u>	<u>6.71</u>
Reconciliation of cash and cash equivalents as per the cash flow statement Cash and cash equivalents as per above comprise of the following:		
	Year ended March 31, 2026	Year ended March 31, 2025
Cash on hand	-	-
Balances with banks - In current accounts	0.65	11.70
Balance per statement of cash flows	<u>0.65</u>	<u>11.70</u>

The above statement of cash flows should be read in conjunction with the accompanying notes.
As per our report of even date attached

For B S R & Co. LLP
Chartered Accountants
Firm's Registration No. 101248W/W-100022



Akash Khona
Partner
Membership No.148044
Place: Mumbai
Date: April 22, 2026


For and on behalf of the Board of Directors
of Anjar TMT Steel Private Limited
CIN: U27209GJ2021PTC122227



Harish Chandra Gupta
Director
DIN: 07559832
Place: Mumbai
Date: April 22, 2026



Nikin Agarwal
Whole time director
DIN: 10760783
Place: Mumbai
Date: April 22, 2026



Krishan Kumar Joshi
Chief Financial Officer
Place: Anjar
Date: April 22, 2026



Arpit Bhandari
Company Secretary
ACS-43644
Place: Anjar
Date: April 22, 2026



Anjar TMT Steel Private Limited

Notes forming part of the financial statements as at and for the year ended March 31, 2026
(All amounts in Rupees (Rs.) Crore, unless otherwise stated)

General Information

Anjar TMT Steel Private Limited (the "Company") is a Company limited by shares incorporated on April 23, 2021 and domiciled in India. Anjar TMT Steel Private Limited is engaged in manufacturing of TMT Bars. The registered office of the Company and its principal place of business is at Survey No. 650, Welspun City, Village Versamedi, Taluka Anjar, Kutch, Gujarat – 370110. The Company has commenced its commercial operations from July 21, 2022. These financial statements are authorized for issue by the Board of directors on April 22, 2026.

Note 1: Material Accounting Policies

This note provides a list of the material accounting policies adopted in the preparation of these financial statements. These policies have been consistently applied to all the years presented, unless otherwise stated.

1.1 Basis of preparation of financial statements

a) Compliance with Ind AS

The financial statements comply in all material aspects with Indian Accounting Standards (Ind AS) notified under Section 133 of the Companies Act, 2013 (the Act) [Companies (Indian Accounting Standards) Rules, 2015 as amended] and other relevant provisions of the Act.

b) Historical cost convention

The financial statements have been prepared on an accrual and going concern basis. The financial statements have been prepared on a historical cost basis, except for the following items:

Items	Measurement basis
Certain financial assets and liabilities (including derivatives instruments)	Fair value

c) Current and non-current classification

All assets and liabilities have been classified as current or non-current as per the Company's normal operating cycle (i.e. 12 months) and other criteria set out in Schedule III (Division II) to the Act.

d) Recent pronouncements

Ministry of Corporate Affairs ("MCA") notifies new standards or amendments to the existing standards under Companies (Indian Accounting Standards) Rules as issued from time to time.

In May 2025, MCA notified amendments to Ind AS 21 - The Effects of Changes in Foreign Exchange Rates, applicable w.e.f. April 1, 2025. The Company has reviewed the amendment and based on its evaluation has determined that it does not have any significant impact in its financial statements.

In August 2025, MCA notified the following amendments to:

1. Ind AS 1, Presentation of Financial Statements, applicable w.e.f. April 1, 2025 – The amendment relates to classification of liabilities as current or non-current and non-current liabilities with covenants. In the context of classifying a liability as current, it removes the requirement of existence of a right to defer settlement for at least 12 months after the reporting date and instead requires that the said right should exist on the reporting date and have substance. The amendment also introduces guidance on classification of liabilities with covenants. The Company has no impact of these amendments in its classification criteria of current and non-current liabilities.
2. Ind AS 7, Statement of Cash Flows and Ind AS 107, Financial Instruments: Disclosures, applicable w.e.f. April 1, 2025 – The amendment in Ind AS 7 requires to inform users of financial statements of the existence of supplier finance arrangements and explain the nature of the arrangements, the carrying amount of liabilities and the range of payment due dates. Ind AS 107 has been amended to add supplier finance arrangements as a factor that may cause concentration of liquidity risk. The Company has no impact of these amendments.
3. Ind AS 12, International Tax Reform – Pillar Two Model Rules applicable immediately - The amendments provide a temporary mandatory relief from deferred tax accounting for top-up tax and disclose that they have applied the relief. This relief is immediate and applies retrospectively. The Company has reviewed the amendment and based on its evaluation has determined that it does not have any impact in its financial statements.



Anjar TMT Steel Private Limited

Notes forming part of the financial statements as at and for the year ended March 31, 2026
(All amounts in Rupees (Rs.) Crore, unless otherwise stated)

1.2 Revenue recognition

a) Sale of goods

The Company derives revenue principally from sale of TMT Bar.

The Company recognizes revenue when it satisfies a performance obligation in accordance with the provisions of contract with the customer. This is achieved when control of the product has been transferred to the customer, which is generally determined when title, ownership, risk of obsolescence and loss pass to the customer and the Company has the present right to payment, all of which occurs at a point in time upon shipment or delivery of the product. The Company considers freight activities as costs to fulfil the promise to transfer the related products and the payments by the customers for freight costs are recorded as a component of revenue.

A receivable is recognized when the goods are delivered as this is the point in time that the consideration is unconditional because only the passage of time is required before the payment is due.

The Company considers the terms of the contract in determining the transaction price. The transaction price is based upon the amount the Company expects to be entitled to in exchange for transferring of promised goods and services to the customer after deducting incentive programs, included but not limited to discounts, volume rebates, etc.

Revenue is recognized at a determined transaction price when identified performance obligations are satisfied. Revenue from sale of by products are included in revenue.

A refund liability (included in other current liabilities) is recognized for expected discounts payable to customers in relation to sales made until the end of the reporting period.

Revenue excludes any taxes and duties collected on behalf of the government.

The Company's payment terms range from 0 to 365 days from date of delivery, depending on the market and product sold.

1.3 Government grants

Grants from the government are recognised at their fair value where there is a reasonable assurance that the grant will be received, and the Company will comply with all attached conditions.

Export incentives and subsidies are recognized when there is reasonable assurance that the Company will comply with the conditions and the incentive will be received.

Grants related to assets are government grants whose primary condition is that an entity qualifying for them should purchase, construct or otherwise acquire long-term assets. Grants related to income are government grants other than those related to assets.

Government grants relating to income are deferred and recognised in the profit or loss over the period necessary to match them with the costs that they are intended to compensate and presented either under "other operating income" or are deducted in reporting the related expense. Grants related to income are presented under Other Operating Revenue or Other Income in the statement of profit and loss depending upon the nature of the underlying grant. This presentation approach is applied consistently to all similar grants.

Government grants relating to the purchase of property, plant and equipment are included in liabilities as "Government grants" and are credited to profit or loss on a straight-line basis over the expected lives of the related assets and presented within "Other operating income" (Revenue from operations). In case of disposal of such property, plant and equipment, related Government Grants included in the liabilities are written back and charged to the statement of profit and loss.

Company is following the net basis of accounting of government grants. As per this method, the balance sheet would reflect the cumulative net amount of grant that has been amortised to date and the cash that has been received / reasonably assured to be received under the terms of the grant and corresponding government grant is recognised in the statement of profit and loss.



Anjar TMT Steel Private Limited

Notes forming part of the financial statements as at and for the year ended March 31, 2026
(All amounts in Rupees (Rs.) Crore, unless otherwise stated)

1.4 Income tax and deferred tax

The Income tax expense or credit for the year is the tax payable on the current year's taxable income based on the applicable income tax rate adjusted by changes in deferred tax assets and liabilities attributable to temporary differences and to unused tax losses.

a) Current income tax

Current tax charge is based on taxable profit for the year. The tax rates and tax laws used to compute the amount are those that are enacted or substantively enacted, at the reporting date where the Company operates and generates taxable income. Management periodically evaluates positions taken in tax returns with respect to situations in which applicable tax regulation is subject to interpretation and considers whether it is probable that the taxation authority will accept an uncertain tax treatment. It establishes provisions where appropriate on the basis of amounts expected to be paid to the tax authorities.

Current tax assets and tax liabilities are offset where the Company has a legally enforceable right to offset and intends either to settle on a net basis, or to realize the asset and settle the liability simultaneously.

b) Deferred tax

Deferred tax is, on temporary differences arising between the tax bases of assets and liabilities and their carrying amounts in the financial statements. However, deferred tax liabilities are not recognized if they arise from the initial recognition of goodwill.

Deferred tax is determined using tax rates (and laws) that have been enacted or substantially enacted by the end of the reporting period and are expected to apply when the related deferred tax assets is realized or deferred tax liability is settled.

Deferred tax are recognised for all deductible temporary difference and unused tax losses only if it is probable that future taxable amounts will be available to utilize those temporary differences and losses.

Deferred income tax is not accounted for if it arises from initial recognition of an asset or liability in a transaction other than a business combination that at the time of the transaction affects neither accounting profit nor taxable profit (tax loss).

The carrying amount of deferred tax assets is reviewed at each reporting date and adjusted to reflect changes in probability that sufficient taxable profits will be available to allow all or part of the asset to be recovered.

Deferred tax assets and liabilities are offset if there is a legally enforceable right to offset current tax liabilities and assets, and they relate to income taxes levied by the same tax authority on the same taxable entity, or on different tax entities, but they intend to settle current tax liabilities and assets on a net basis or their tax assets and liabilities will be realised simultaneously.

Current and deferred tax is recognised in profit or loss, except to the extent that it relates to items recognised in other comprehensive income or directly in equity. In this case, the tax is also recognised in other comprehensive income or directly in equity, respectively

1.6 Property, plant and equipment

The cost of property, plant and equipment comprises its purchase price net of any trade discounts and rebates, any import duties and other taxes (other than those subsequently recoverable from the tax authorities), any directly attributable expenditure on making the asset ready for its intended use, including relevant borrowing costs for qualifying assets and any expected costs of decommissioning.

All items of property, plant and equipment are stated at historical cost less depreciation.

Subsequent costs are included in the asset's carrying amount or recognised as a separate asset, as appropriate, only when it is probable that future economic benefits associated with the item will flow to the Company and the cost of the item can be measured reliably. The carrying amount of any component accounted for as a separate asset is derecognized when replaced. All other repairs and maintenance are charged to profit or loss during the reporting period in which they are incurred. Overhaul expenditure is capitalised where the activities undertaken improves the economic benefits expected to arise from the asset.

Cost of Capital Work in Progress ('CWIP') comprises amount paid towards acquisition of property, plant and equipment outstanding as of each balance sheet date and construction expenditures, other expenditures necessary for the purpose of



Anjar TMT Steel Private Limited

Notes forming part of the financial statements as at and for the year ended March 31, 2026
(All amounts in Rupees (Rs.) Crore, unless otherwise stated)

preparing the CWIP for its intended use and borrowing cost incurred before the qualifying asset is ready for intended use. CWIP is not depreciated until such time as the relevant asset is completed and ready for its intended use.

Depreciation methods, estimated useful lives and residual value

Freehold land is not depreciated. Leasehold improvements and lease hold land are amortised over the shorter of estimated useful life or the related lease term. Depreciation is calculated using the straight-line method to allocate the cost of the assets, net of their residual values, over their estimated useful lives as follows:

Assets	Estimated Useful Lives (in years)	Useful Life as per Companies Act, 2013
Buildings		
Building	30 years	30 years
Office and Other Equipment		
Office equipment	Ranging between 3 to 6 years	5 years
Computer	3 years except Networking equipment's which are depreciated over useful life of 5 years	Ranging between 3 to 6 years
Plant and Machinery	5 - 20 years	Ranging between 8-40 years
Vehicles	8 - 10 years	Ranging between 6 to 10 years
Furniture and fixtures	10	Ranging between 8 to 10 years

The useful lives have been determined based on technical evaluation done by management's expert which may differ from those specified in Schedule II of the Companies Act, 2013 (as indicated in table above) in order to reflect the actual usage of the assets.

The estimated useful lives of plant and machinery, determined based on internal technical advice, considers the nature of the asset, the usage of the asset, expected physical wear and tear, the operating conditions of the asset, anticipated technological changes, etc.

The residual values are not more than 5% of the original cost of the asset.

Major overhaul costs are depreciated over the estimated life of the economic benefit derived from the overhaul. The carrying amount of the remaining previous overhaul cost is charged to the Statement of Profit and Loss.

An asset's carrying amount is written down immediately to its recoverable amount if the asset's carrying amount is greater than its estimated recoverable amount. Estimated useful lives, residual values and depreciation methods are reviewed annually, taking into account commercial and technological obsolescence as well as normal wear and tear and adjusted prospectively, if appropriate.

An item of property, plant and equipment is derecognized upon disposal or when no future economic benefits are expected to arise from the continued use of the asset. Gains and losses on disposals are determined by comparing proceeds with carrying amount. These are included in profit or loss within other expenses or other income or other expenses, as applicable.

1.6 Impairment of assets

Intangible assets that have an indefinite useful life are not subject to amortization and are tested annually for impairment or more frequently if events or changes in circumstances indicate that they might be impaired. Other assets are tested for impairment whenever events or changes in circumstances indicate that the carrying amount may not be recoverable. An impairment loss is recognised for the amount by which the asset's carrying amount exceeds its recoverable amount. The recoverable amount is the higher of an asset's fair value less costs of disposal and value in use. For the purposes of assessing impairment, assets are grouped at the lowest levels for which there are separately identifiable cash inflows which are largely independent of the cash inflows from other assets or groups of assets (cash-generating units). Non-financial assets that suffered impairment are reviewed for possible reversal of the impairment at the end of each reporting period.

Recoverable amount is the higher of fair value less costs to sell and value in use. In assessing value in use, the estimated future cash flows are discounted to their present value using a pre-tax discount rate that reflects current market assessments of the time value of money and the risks specific to the asset for which the estimates of future cash flows have not been adjusted.



Anjar TMT Steel Private Limited

Notes forming part of the financial statements as at and for the year ended March 31, 2026
(All amounts in Rupees (Rs.) Crore, unless otherwise stated)

If the recoverable amount of an asset (or cash generating unit) is estimated to be less than its carrying amount, the carrying amount of the asset (or cash generating unit) is reduced to its recoverable amount. An impairment loss is recognised immediately in the Statement of Profit and Loss.

Where an impairment loss subsequently reverses, the carrying value of the asset (or cash generating unit) is increased to the revised estimate of its recoverable amount so that the increased carrying value does not exceed the carrying value that would have been determined had no impairment loss been recognised for the asset (or cash generating unit) in prior years. A reversal of an impairment loss is recognised in the statement of profit and loss immediately.

Impairment of assets excludes: other than investment property, inventories, contract assets and deferred tax assets

Write-off

The gross carrying amount of a financial asset is written off when the Company has no reasonable expectations of recovering a financial asset in its entirety or a portion thereof. For individual customers, the Company has a policy of writing off the gross carrying amount when the financial asset is 180 days past due based on historical experience of recoveries of similar assets. For corporate customers, the Company individually makes an assessment with respect to the timing and amount of write-off based on whether there is a reasonable expectation of recovery. The Company expects no significant recovery from the amount written off. However, financial assets that are written off could still be subject to enforcement activities in order to comply with the Company's procedures for recovery of amounts due

1.7 Inventories

Raw materials, stores and spares, traded goods, acquired scrap and finished goods

Raw materials, stores and spares, traded goods, acquired scrap and finished goods are stated at the lower of cost and net realisable value. The comparison of cost and net realisable value is made on an item-by-item basis. Cost of raw materials, traded goods and acquired scrap comprises cost of purchases on moving weighted average basis. Cost of finished goods comprises direct materials, direct labour and an appropriate proportion of variable and fixed overhead expenditure, the latter being allocated on the basis of normal operating capacity. Cost of inventories also includes all other costs incurred in bringing the inventories to their present location and condition. Costs are assigned to individual items of inventory on moving weighted average basis. Costs of purchased inventory are determined after deducting rebates and discounts. Net realisable value is the estimated selling price in the ordinary course of business less the estimated costs of completion and the estimated costs necessary to make the sale.

1.8 Financial Instruments

A financial instrument is any contract that gives rise to a financial asset of one entity and a financial liability or equity instrument of another entity.

a) Financial assets

(i) Classification

The Company classifies its financial assets in the following measurement categories:

- those to be measured subsequently at fair value (either through other comprehensive income, or through profit or loss) and
- those measured at amortised cost.

The classification depends on the entity's business model for managing the financial assets and the contractual terms of the cash flows.

For assets measured at fair value, gains and losses will either be recorded in profit or loss or other comprehensive income.

For investments in debt instruments, this will depend on the business model in which the investment is held.

For investments in equity instruments, this will depend on whether the Company has made an irrevocable election at the time of initial recognition to account for the equity investment at fair value through other comprehensive income.

The Company reclassifies debt investments when and only when its business model for managing those assets changes.



Anjar TMT Steel Private Limited

Notes forming part of the financial statements as at and for the year ended March 31, 2026
(All amounts in Rupees (Rs.) Crore, unless otherwise stated)

(II) Measurement

At initial recognition, the Company measures a financial asset (excluding trade receivables) at its fair value plus, in the case of a financial asset not at fair value through profit or loss, transaction costs that are directly attributable to the acquisition of the financial asset. However, trade receivables do not contain significant financing component are measured at transaction price. After initial recognition, financial assets not measured at fair value through profit & Loss are measured using effective interest method. The effective interest rate is the rate that exactly discounts estimated future cash flow through the expected life of the financial asset, or, where appropriate, a shorter period, to the net carrying amount on initial recognition. Transaction costs of financial assets carried at fair value through profit or loss are expensed in profit or loss.

(i) Debt instruments

Subsequent measurement of debt instruments depends on the Company's business model for managing the asset and the cash flow characteristics of the asset. There are three measurement categories into which the Company classifies its debt instruments:

- **Amortised cost:** Assets that are held for collection of contractual cash flows where those cash flows represent solely payments of principal and interest are measured at amortised cost. A gain or loss on a debt investment that is subsequently measured at amortised cost and is not part of a hedging relationship is recognised in profit or loss when the asset is derecognized or impaired. Interest income from these financial assets is included in other income using the effective interest rate method.
- **Fair value through other comprehensive income (FVOCI):** Assets that are held for collection of contractual cash flows and for selling the financial assets, where the assets' cash flows represent solely payments of principal and interest, are measured at fair value through other comprehensive income (FVOCI). Movements in the carrying amount are taken through OCI, except for the recognition of impairment gains or losses, interest income and foreign exchange gains and losses which are recognised in profit and loss. When the financial asset is derecognised, the cumulative gain or loss previously recognised in OCI is reclassified from equity to profit or loss and recognised in other income or other expenses (as applicable). Interest income from these financial assets is included in other income using the effective interest rate method.
- **Fair value through profit or loss (FVTPL):** Assets that do not meet the criteria for amortised cost or FVOCI are measured at fair value through profit or loss. A gain or loss on a debt investment that is subsequently measured at fair value through profit or loss and is not part of a hedging relationship is recognised in profit or loss and presented net in the statement of profit and loss within other income or other expenses (as applicable) in the period in which it arises. Interest income from these financial assets is included in other income.

(ii) Equity instruments

The Company subsequently measures all equity investments at fair value. Where the Company's management has elected to present fair value gains and losses on equity investments in other comprehensive income and there is no subsequent reclassification of fair value gains and losses to profit or loss. Dividends from such investments and gain/loss on restatement of equity shares held in foreign currency are recognised in profit or loss as other income when the Company's right to receive payments is established.

Changes in the fair value of financial assets at fair value through profit or loss are recognised in other income or other expenses, as applicable in the statement of profit and loss. Impairment losses (and reversal of impairment losses) on equity investments measured at FVOCI are not reported separately from other changes in fair value.

(III) Impairment of financial assets

The Company assesses on a forward-looking basis the expected credit losses associated with its assets carried at amortised cost and FVOCI debt instruments. The impairment methodology applied depends on whether there has been a significant increase in credit risk.

For trade receivables and contract assets, the Company applies the simplified approach permitted by Ind AS 109 Financial Instruments, which requires expected lifetime losses to be recognised from initial recognition of the receivables.



Anjar TMT Steel Private Limited

Notes forming part of the financial statements as at and for the year ended March 31, 2026
(All amounts in Rupees (Rs.) Crore, unless otherwise stated)

(IV) Derecognition of financial assets

A financial asset is derecognised only when

- The Company has transferred the rights to receive cash flows from the financial asset or
- Retains the contractual rights to receive the cash flows of the financial asset, but assumes a contractual obligation to pay the cash flows to one or more recipients.

Where the entity has transferred an asset, the Company evaluates whether it has transferred substantially all risks and rewards of ownership of the financial asset. In such cases, the financial asset is derecognised. Where the entity has not transferred substantially all risks and rewards of ownership of the financial asset, the financial asset is not derecognised.

Where the entity has neither transferred a financial asset nor retains substantially all risks and rewards of ownership of the financial asset, the financial asset is derecognised if the Company has not retained control of the financial asset. Where the Company retains control of the financial asset, the asset is continued to be recognised to the extent of continuing involvement in the financial asset.

(V) Income recognition

(i) Interest income

Interest income from a financial asset is recognized when it is probable that the economic benefits will flow to the Company and the amount of income can be measured reliably. Interest income is accrued on time basis by reference to principal outstanding and the effective interest rate applicable which is the rate that exactly discounts estimated future cash receipts through the expected life of the financial asset to the gross carrying amount of a financial asset. When calculating the effective interest rate, the Company estimates the expected cash flows by considering all the contractual terms of the financial instrument (for example, prepayment, extension, call and similar options) but does not consider the expected credit losses.

Interest on income tax and indirect tax are recognised in the year in which it is received.

(ii) Dividend income

Dividend income is recognised in profit or loss only when the right to receive payment is established, it is probable that the economic benefits associated with the dividend will flow to the Company and the amount of the dividend can be measured reliably.

(VI) Cash and cash equivalents

Cash and cash equivalents comprise cash at bank and in hand, short-term deposits with an original maturity of three months or less and short term highly liquid investments that are readily convertible to known amounts of cash and which are subject to an insignificant risk of changes in value.

(VII) Trade receivable

Trade receivables are amounts due from customers for goods sold or services performed in the ordinary course of business and reflects Company's unconditional right to consideration (that is, payment is due only on the passage of time). Trade receivables are recognised initially at the transaction price as they do not contain significant financing components. The Company holds the trade receivables with the objective of collecting the contractual cash flows and therefore measures them subsequently at amortised cost using the effective interest method, less loss allowance.

b) Financial liabilities

(I) Measurement

Financial liabilities are initially recognised at fair value, reduced by transaction costs (in case of financial liability not at fair value through profit or loss), that are directly attributable to the issue of financial liability. After initial recognition, financial liabilities are measured at amortised cost using effective interest method. The effective interest rate is the rate that exactly discounts estimated future cash outflow (including all fees paid, transaction cost, and other premiums or discounts) through the expected life of the financial liability, or, where appropriate, a shorter period, to the net carrying amount on initial recognition. At the time of initial recognition, there is no financial liability irrevocably designated as measured at fair value through profit or loss.



Anjar TMT Steel Private Limited

Notes forming part of the financial statements as at and for the year ended March 31, 2026
(All amounts in Rupees (Rs.) Crore, unless otherwise stated)

(II) Derecognition

A financial liability is derecognized when the obligation under the liability is discharged or cancelled or expires. When an existing financial liability is replaced by another from the same lender on substantially different terms, or the terms of an existing liability are substantially modified, such an exchange or modification is treated as the de-recognition of the original liability and the recognition of a new liability. The difference in the respective carrying amounts is recognised in the statement of profit or loss.

(III) Borrowings

Borrowings are initially recognised at fair value, net of transaction costs incurred. Borrowings are subsequently measured at amortised cost. Any difference between the proceeds (net of transaction costs) and the redemption amount is recognised in profit or loss over the period of the borrowings using the effective interest method.

Fees paid on the establishment of loan facilities are recognised as transaction costs of the loan to the extent that it is probable that some or all of the facility will be drawn down. In this case, the fee is deferred until the draw down occurs. To the extent there is no evidence that it is probable that some or all of the facility will be drawn down, the fee is capitalised as a prepayment for liquidity services and amortised over the period of the facility to which it relates.

Borrowings are removed from the balance sheet when the obligation specified in the contract is discharged, cancelled or expired. The difference between the carrying amount of a financial liability that has been extinguished or transferred to another party and the consideration paid, including any non-cash assets transferred or liabilities assumed, is recognised in profit and loss as other income or other expenses, as applicable.

Where the terms of a financial liability are renegotiated and the entity issues equity instruments to a creditor to extinguish all or part of the liability (debt for equity swap), a gain or loss is recognised in profit or loss, which is measured as the difference between the carrying amount of the financial liability and the fair value of the equity instruments issued.

Borrowings are classified as current liabilities unless the Company has an unconditional right to defer settlement of the liability for at least 12 months after the reporting period. Where there is a breach of a material provision of a long-term loan arrangement on or before the end of the reporting period with the effect that the liability becomes payable on demand on the reporting date, the entity does not classify the liability as current, if the lender agreed, after the reporting period and before the approval of the financial statements for issue, not to demand payment as a consequence of the breach.

(IV) Trade and other payables

These amounts represent liabilities for goods and services provided to the Company prior to the end of financial year which are unpaid. Trade and other payables are presented as current liabilities unless payment is not due within 12 months after the reporting period. Trade and other payables are recognised, initially at fair value, and subsequently measured at amortised cost using effective interest rate method.

Trade payables includes acceptances arrangements where operational suppliers of goods are paid by banks while the Company continues to recognise the liability till settlement with the banks.

c) Derivatives and hedging activities

In order to hedge its exposure to foreign exchange, the Company enters into forward contracts. The Company does not hold derivative financial instruments for speculative purposes.

Derivatives are initially recognized at fair value on the date a derivative contract is entered into and are subsequently re-measured to their fair value at the end of each reporting period.

The accounting for subsequent changes in fair value depends on whether the derivative is designated as a hedging instrument, and if so, the nature of the item being hedged and the type of hedge relationship designated.

The Company designates their derivatives as hedges of foreign exchange risk associated with the cash flows of highly probable forecast transactions.

The Company documents at the inception of the hedging transaction the economic relationship between hedging instruments and hedged items including whether the hedging instrument is expected to offset changes in cash flows of hedged items. The Company documents its risk management objective and strategy for undertaking various hedge transactions at the inception of each hedge relationship.



Anjar TMT Steel Private Limited

Notes forming part of the financial statements as at and for the year ended March 31, 2026
(All amounts in Rupees (Rs.) Crore, unless otherwise stated)

The full fair value of a hedging derivative is classified as a non-current asset or liability when the remaining maturity of the hedged item is more than 12 months; it is classified as a current asset or liability when the remaining maturity of the hedged item is less than 12 months.

(I) Cash flow hedges that qualify for hedge accounting

The effective portion of changes in the fair value of derivatives that are designated and qualify as cash flow hedges is recognised in the other comprehensive income in cash flow hedging reserve within equity, limited to the cumulative change in fair value of the hedged item on a present value basis from the inception of the hedge. The gain or loss relating to the ineffective portion is recognised immediately in profit or loss, within other income or other expenses (as applicable).

When forward contracts are used to hedge forecast transactions, the Company generally designates the full change in fair value of the forward contract (including forward points) as the hedging instrument. In such cases, the gains and losses relating to the effective portion of the change in fair value of the entire forward contract are recognised in the cash flow hedging reserve within equity.

Amounts accumulated in equity are reclassified to profit or loss in the periods when the hedged item affects profit or loss.

Where the hedged item subsequently results in the recognition of a non-financial asset (such as inventory), both the deferred hedging gains and losses and the deferred time value of the deferred forward contracts, if any are included within the initial cost of the asset.

When a hedging instrument expires, or is sold or terminated, or when a hedge no longer meets the criteria for hedge accounting, any cumulative deferred gain or loss in equity at that time remains in equity until the forecast transaction occurs. When the forecast transaction is no longer expected to occur, the cumulative gain or loss that was reported in equity is immediately reclassified to profit or loss within other income or other expense (as applicable). If the hedge ratio for risk management purposes is no longer optimal but the risk management objective remains unchanged and the hedge continues to qualify for hedge accounting, the hedge relationship will be rebalanced by adjusting either the volume of the hedging instrument or the volume of the hedged item so that the hedge ratio aligns with the ratio used for risk management purposes. Any hedge ineffectiveness is calculated and accounted for in statement of profit or loss at the time of the hedge relationship rebalancing.

(II) Derivatives that are not designated as hedges

The Company enters into derivative contracts to hedge risks which are not designated as hedges. Such contracts are accounted for at fair value through profit or loss and are included in other income or other expenses (as applicable).

d) Offsetting financial instruments

Financial assets and liabilities are offset and the net amount is reported in the balance sheet where there is a legally enforceable right to offset the recognised amounts and there is an intention to settle on a net basis or realise the asset and settle the liability simultaneously. The legally enforceable right must not be contingent on future events and must be enforceable in the normal course of business and in the event of default, insolvency or bankruptcy of the Company or the counterparty.

1.9 Provisions, contingent liabilities and contingent assets

a) Provisions

Provisions for legal claims are recognised when the Company has a present legal or constructive obligation as a result of past events, it is probable that an outflow of resources will be required to settle the obligation and the amount can be reliably estimated. Provisions are not recognised for future operating losses.

Where there are a number of similar obligations, the likelihood that an outflow will be required in settlement is determined by considering the class of obligations as a whole. A provision is recognised even if the likelihood of an outflow with respect to any one item included in the same class of obligations may be small. Provisions are measured at the present value of management's best estimate of the expenditure required to settle the present obligation at the end of the reporting period. The discount rate used to determine the present value is a pre-tax rate that reflects current market assessments of the time value of money and the risks specific to the liability. The increase in the provision due to the passage of time is recognised as interest expense.



Anjar TMT Steel Private Limited

Notes forming part of the financial statements as at and for the year ended March 31, 2026
(All amounts in Rupees (Rs.) Crore, unless otherwise stated)

The measurement of provision for restructuring includes only direct expenditures arising from the restructuring, which are both necessarily entailed by the restructuring and not associated with the ongoing activities of the Company.

b) Contingent liabilities

Contingent liabilities are disclosed when there is a possible obligation arising from past events the existence of which will be confirmed only by the occurrence or non-occurrence of one or more uncertain future events not wholly within the control of the company or a present obligation that arises from past events where it is either not probable that an outflow of resources will be required to settle or a reliable estimate of the amount cannot be made.

c) Contingent Assets

Contingent Assets is not recognised in the financial statements since this may result in the recognition of income that may never be realized. However, when the realization of income is virtually certain, then the related asset is not a contingent asset and is recognized.

1.10 Instruments Entirely Equity in Nature

Instruments entirely equity in nature issued by the Company comprises of convertible and optionally redeemable preference shares. These instruments have such terms and conditions that qualify them for being entirely equity in nature based on the criteria given in Para 16 of Ind AS 32 "Financial instruments- Presentation". Company assesses the terms and conditions specific to each instrument for deciding whether they are entirely equity in nature. This is recognised and included in shareholder's equity, net of income tax effects, and not subsequently re-measured.

Note 2: Critical estimates and judgments

The preparation of financial statements requires the use of accounting estimates which, by definition, will seldom equal the actual results. Management also needs to exercise judgment in applying the Company's accounting policies. This note provides an overview of the areas that involved a higher degree of judgment or complexity, and of items which are more likely to be materially adjusted due to estimates and assumptions turning out to be different than those originally assessed. Detailed information about each of these estimates and judgments is included in relevant notes together with information about the basis of calculation for each affected line item in the financial statements.

Critical estimates and judgments

i) Estimation of Provisions and Contingent Liabilities

The Company exercises judgment in measuring and recognizing provisions and the exposures to contingent liabilities which is related to pending litigation or other outstanding claims. Judgement is necessary in assessing the likelihood that a pending claim will succeed, or a liability will arise, and to quantify the possible range of the financial settlement. Because of the inherent uncertainty in this evaluation process, actual liability may be different from the originally estimated as provision.

ii) Estimation of useful life of Property, Plant and Equipment

Property, Plant and Equipment represent a significant proportion of the asset base of the Company. The charge in respect of periodic depreciation is derived after determining an estimate of an asset's expected useful life and the expected residual value at the end of its life. The useful lives and residual values of the Company's assets are determined by management at the time the asset is acquired and reviewed periodically, including at each financial year end. The lives are based on historical experience with similar assets as well as anticipation of future events, which may impact their life, such as changes in technology.

iii) Estimation of Provision for Inventory

The Company writes down inventories to net realisable value based on an estimate of the realizability of inventories. Write downs on inventories are recorded where events or changes in circumstances indicate that the balances may not realized. The identification of write-downs requires the use of estimates of net selling prices of the down-graded inventories. Where the expectation is different from the original estimate, such difference will impact the carrying value of inventories and write-downs of inventories in the periods in which such estimate has been changed.



Anjar TMT Steel Private Limited

Notes forming part of the financial statements as at and for the year ended March 31, 2026
(All amounts in Rupees (Rs.) Crore, unless otherwise stated)

iv) Estimated fair value of Financial Instruments

The fair value of financial instruments that are not traded in an active market is determined using valuation techniques. The Management uses its judgment to select a variety of methods and make assumptions that are mainly based on market conditions existing at the end of each reporting period.

v) Recognition of deferred tax

The company has recognised deferred tax assets on carried forward tax losses of the company. Considering the financial position, the company has recognised deferred tax assets to the extent of deferred tax liability in the current year.

vi) Impairment of carrying value of assets

Ind AS requires that the management of the Company shall assess at the end of each reporting period whether there is any indication that an asset may be impaired. If any such indication exists, the Company shall estimate the recoverable amount of the asset.

Impairment testing is an area involving management judgement, requiring assessment as to whether the carrying value of assets can be supported by the net present value of future cash flows derived from such assets using cash flow projections which have been discounted at an appropriate rate. In calculating the net present value of the future cash flows, certain assumptions are required to be made in respect of highly uncertain matters including management's expectations of:

- growth in EBITDA, calculated as adjusted operating profit before depreciation and amortization;
- long-term growth rates and
- the selection of discount rates to reflect the risks involved.

Changing the assumptions selected by management, in particular the discount rate and growth rate assumptions used in the cash flow projections, could significantly affect the Company's impairment evaluation and hence results. The Company's review includes the key assumptions related to sensitivity in the cash flow projections.



Anjar TMT Steel Private Limited

Notes forming part of the financial statements as at and for the year ended March 31, 2026
(All amounts in Rupees (Rs.) Crore, unless otherwise stated)

3(a). Property, plant and equipment (PPE)

Carrying amounts	Buildings	Plant and machinery	Office and other equipments	Vehicles	Furniture and fixtures	Total
Year ended March 31, 2025						
Gross carrying amount						
Balance as at April 01, 2024	40.44	126.54	0.92	0.15	0.10	168.15
Additions	0.41	0.15	0.07	-	0.05	0.68
Disposals	-	-	-	-	-	-
Gross carrying amount as at March 31, 2025	40.85	126.69	0.99	0.15	0.15	168.83
Year ended March 31, 2026						
Gross carrying amount						
Additions	-	3.25	0.01	-	0.05	3.31
Disposals	-	(0.07)	-	-	-	(0.07)
Gross carrying amount as at March 31, 2026	40.85	129.87	1.00	0.15	0.20	172.07

Accumulated depreciation	Buildings	Plant and machinery	Office and other equipments	Vehicles	Furniture and fixtures	Total
Year ended March 31, 2025						
Balance as at April 01, 2024	2.12	10.87	0.25	-	0.01	13.25
Depreciation	1.56	6.57	0.21	0.02	0.01	8.36
Accumulated depreciation as at March 31, 2025	3.68	17.44	0.46	0.02	0.02	21.61
Year ended March 31, 2026						
Depreciation	1.60	6.64	0.17	0.02	0.01	8.45
Disposals	-	-	-	-	-	-
Accumulated depreciation as at March 31, 2026	5.28	24.08	0.63	0.04	0.03	30.06

* Amount is below the rounding off norm adopted by the Company.

Net carrying amount of property, plant and equipment

As at March 31, 2025	37.17	109.25	0.53	0.13	0.13	147.22
As at March 31, 2026	35.57	105.79	0.37	0.11	0.17	142.01

Capital work-in-progress

Opening balance as at April 01, 2024	0.03
Additions	1.01
Capitalisation	(0.70)
Closing balance as at March 31, 2025	0.34

Opening balance as at April 01, 2025	0.34
Additions	3.03
Capitalisation	(3.31)
Closing balance As at March 31, 2026	0.06

Capital work-in-progress mainly comprises of plant and machinery.



Anjar TMT Steel Private Limited

Notes forming part of the financial statements as at and for the year ended March 31, 2026

(All amounts in Rupees (Rs.) Crore, unless otherwise stated)

Capital work-in-progress aging :

Aging for capital work-in-progress (CWIP) as at March 31, 2026 is as follows:

Capital work-in-progress	Amount in CWIP for a period of				Total
	Less than 1 year	1-2 years	2-3 years	More than 3 years	
Project in progress related to TMT bar manufacturing unit	0.06	-	-	-	0.06
Projects temporarily suspended	-	-	-	-	-
Total	0.06	-	-	-	0.06

Aging for capital work-in-progress (CWIP) as at March 31, 2025 is as follows:

Capital work-in-progress	Amount in CWIP for a period of				Total
	Less than 1 year	1-2 years	2-3 years	More than 3 years	
Project in progress related to TMT bar manufacturing unit	0.34	-	-	-	0.34
Projects temporarily suspended	-	-	-	-	-
Total	0.34	-	-	-	0.34

Notes:

(i) For property, plant and equipment mortgaged as security, which has been described in Note 15.

(ii) Contractual obligations: Refer note 40 for disclosure of contractual commitments for the acquisition of property, plant and equipment.

(iii) Project execution plans are monitored on a quarterly basis to determine whether the progress is as per the plans.

(iv) The completion schedule for the above capital work-in-progress is not overdue and has not exceeded its cost compared to its original plan.



Anjar TMT Steel Private Limited
Notes forming part of the financial statements as at and for the year ended March 31, 2026
(All amounts in Rupees (Rs.) Crore, unless otherwise stated)

3(b). Right-of-use assets

(i) Amount recognised in balance sheet

The Balance sheet shows the following amounts relating to leases:

	As at March 31, 2026	As at March 31, 2025
Right-of-use assets		
Leasehold land	3.30	3.43
Buildings	0.59	0.90
Total Right-of-use assets	3.89	4.33
Lease Liabilities		
Current	0.34	0.29
Non-Current	4.83	5.08
Total Lease Liabilities	5.17	5.37

Addition to the right-of-use assets during the current financial year were Rs. Nil (March 31, 2025 Rs. Nil)

The Company leases leasehold land and building. Rental contracts are typically made for fixed periods as follows, but may have extension options of as described in below:

Asset Class	Years
Leasehold Land	30 years
Building	5 years

Extension option is included in leasehold land contract of Company. These are used to maximise operational flexibility in terms of managing assets used in the company's operations. The majority of extension and termination options held are exercisable by the Company and the respective lessor.

(ii) Amount recognised in the statement of profit and loss

The statement of profit or loss shows the following amounts relating to leases:

	Year ended March 31, 2026	Year ended March 31, 2025
Depreciation charge of Right-of-use assets		
Leasehold land	0.13	0.13
Buildings	0.31	0.31
Total	0.44	0.44
Interest and Other expense		
Interest expense on Leases (included in finance cost)	0.41	0.42
Expense relating to short-term leases and lease of low-value assets (included in other expenses)	0.44	0.39
Total	0.85	0.81

The total cash outflow for the leases for the year ended March 31, 2026 was Rs. 0.61 (March 31, 2025 Rs. 0.59)



4(a). Intangible assets

Carrying amounts	Intangible assets (Software)
Year ended March 31, 2025	
Gross carrying amount	-
Balance as at April 01, 2024	0.59
Additions	0.01
Disposals	-
Gross carrying amount as at March 31, 2025	0.60
Year ended March 31, 2026	
Gross carrying amount	0.60
Additions	0.28
Disposals	-
Gross carrying amount as at March 31, 2026	0.88

Accumulated amortisation	Intangible assets (Software)
Year ended March 31, 2025	
Balance as at April 01, 2024	0.12
Amortisation	0.12
Disposals	-
Accumulated amortisation as at March 31, 2025	0.24
Year ended March 31, 2026	
Amortisation	0.15
Disposals	-
Accumulated amortisation as at March 31, 2026	0.38

Net carrying amount of intangible assets	
As at March 31, 2025	0.36
As at March 31, 2026	0.50

4(b). Intangible assets under development (IAUD)

Opening balance as at April 01, 2024	-
Additions	0.44
Capitalisation	(0.01)
Closing balance as at March 31, 2025	0.43

Opening balance as at April 01, 2025	0.43
Additions	0.28
Capitalisation	(0.28)
Closing balance As at March 31, 2026	0.43

Intangible assets under development aging as at March 31, 2026 :

Intangible assets under development aging	Amount in IAUD for a period of				Total
	Less than 1 year	1-2 years	2-3 years	More than 3 years	
Project in progress*	0.06	0.37	-	-	0.43
Projects temporarily suspended	-	-	-	-	-
Total	0.06	0.37	-	-	0.43

Intangible assets under development ageing as at March 31, 2025 :

Intangible assets under development aging	Amount in IAUD for a period of				Total
	Less than 1 year	1-2 years	2-3 years	More than 3 years	
Project in progress*	0.43	-	-	-	0.43
Projects temporarily suspended	-	-	-	-	-
Total	0.43	-	-	-	0.43

Notes:

- (i) Contractual obligations: Refer note 40 for disclosure of contractual commitments.
(ii) The completion schedule for the above IAUD is not overdue and has not exceeded its cost compared to its original plan.



Anjar TMT Steel Private Limited
Notes forming part of the financial statements as at and for the year ended March 31, 2026
(All amounts in Rupees (Rs.) Crore, unless otherwise stated)

	As at March 31, 2026	As at March 31, 2025
5 Investments		
Non-current investments		
Investment carried at fair value through profit and loss (fully paid up)		
Unquoted (refer note 34)		
I. Investments in equity instruments of other entities		
Welspun Captive Power Generation Limited	0.94	1.42
1,47,690 (March 31, 2025: 1,47,690) equity shares of Rs.10 each		
Total non-current investments	0.94	1.42
Aggregate amount of unquoted investments	0.94	1.42
Aggregate amount of impairment in value of Investment	-	-

Note: Investments made is in accordance with policy of Company and are approved by Board of Directors. Management also confirms that transactions are not prejudicial to shareholders of the Company.



Anjar TMT Steel Private Limited
Notes forming part of the financial statements as at and for the year ended March 31, 2026
(All amounts in Rupees (Rs.) Crore, unless otherwise stated)

	As at March 31, 2026	As at March 31, 2025
6. Other financial assets		
6(a) Non-current		
Security deposits	0.24	0.24
Margin money deposits with original maturity of more than twelve Months	-	2.46
Total non-current other financial assets	0.24	2.70
Note: Fixed deposits of Rs. Nil (March 31, 2025: Rs. 2.46) are earmarked against term loan taken from banks.		
6(b) Current		
Secured		
Derivatives not designated as hedges		
Foreign-exchange Forward contracts	-	0.19
Other receivables	0.03	-
Total current other financial assets	0.03	0.19
Total other financial assets	0.27	2.89
7. Deferred tax asset (net) (refer note 33)	As at March 31, 2026	As at March 31, 2025
The balance comprises of temporary differences attributable to:		
Deferred tax liabilities		
Property, plant and equipment	9.09	7.65
Cash flow hedging reserve	0.18	-
Fair valuation of investments (net)	0.15	0.18
Derivative forward contract payable	-	0.01
	9.42	7.84
Deferred tax assets		
Employee benefit obligations	0.13	0.07
Loss allowance on trade receivables	0.01	0.03
Business Losses (including unabsorbed depreciation)	6.42	9.39
Lease liability (net of right-of-use-asset)	0.30	0.20
Fair valuation of investments (net)	0.09	0.03
	6.95	9.72
Total deferred tax asset (net)	2.47	1.88
Total deferred tax asset (net) (recognised)	2.47	2.88
Considering the financial position of the company and information given under note 1, the company has recognised deferred tax assets to the extent of deferred tax liabilities.		
8. Other assets	As at March 31, 2026	As at March 31, 2025
8(a) Non-current		
Capital advances	-	3.76
Balance with statutory authorities	0.19	-
Total other non-current assets	0.19	3.76
8(b) Current		
Balance with statutory authorities	35.25	37.96
Advance to suppliers	0.11	1.26
Prepaid expenses	0.47	8.16
Advance to employees	-	-
Government grant receivable	2.04	2.04
Total other current assets	37.86	49.42
Total other assets	38.05	53.18
* Amount is below the rounding off norm adopted by the Company.		
9. Inventories (refer note 15 (b))	As at March 31, 2026	As at March 31, 2025
Raw materials	2.14	7.83
Goods-in-transit for raw materials	-	64.50
Finished goods	44.14	40.50
Stores and spares	8.35	11.42
Total inventories	54.63	124.25

Write-downs of inventories to net realisable value amounted to Rs. Nil (March 31, 2025 – Rs. 0.36). These were recognised as an expense during the year and included in 'changes in value of inventories of finished goods' in the statement of profit and loss.



Anjar TMT Steel Private Limited
Notes forming part of the financial statements as at and for the year ended March 31, 2026
(All amounts in Rupees (Rs.) Crore, unless otherwise stated)

10. Trade receivables (refer note 15 (b))

	As at March 31, 2026	As at March 31, 2025
Trade receivables from related parties (refer note 36)	7.19	31.28
Trade receivables from others	93.98	95.97
Loss allowance	(0.03)	(0.15)
Total receivables	101.14	127.10
Break up of security details		
Unsecured, considered good	101.20	127.25
Total	101.20	127.25
Loss allowance	(0.03)	(0.15)
Total trade receivables	101.17	127.10

The Company's trade receivable do not carry a significant financing element. Accordingly the Company has adopted a simplified approach for measurement of expected credit loss. In determining allowance for credit losses of trade receivables, the Company has used the practical expedient by computing the expected credit loss allowance based on a provision matrix. The provision matrix takes into account historical credit loss experience and is adjusted for forward looking information. Further, in respect of receivables from related parties the expected credit loss is considered to be NIL and accordingly provision matrix is not applied on the receivables from related parties. The expected credit loss allowance is based on ageing of receivables and the rates used in provision matrix.

Movement in loss allowance

	As at March 31, 2026	As at March 31, 2025
Opening balance	(0.15)	(0.11)
Movement during the year	0.12	(0.04)
Closing balance	(0.03)	(0.15)

Ageing for trade receivables as at March 31, 2026 is as follows:

Particulars	Unbilled	Not Due	Outstanding for following periods from due date					Total
			Less than 6 months	6 months -1 year	1-2 years	2-3 years	More than 3 years	
Undisputed trade receivables								
(i) considered good	-	83.90	16.88	0.20	0.20	0.02	-	101.20
(ii) which have significant increase in credit risk	-	-	-	-	-	-	-	-
(iii) credit impaired	-	-	-	-	-	-	-	-
Gross Total	-	83.90	16.88	0.20	0.20	0.02	-	101.20
Expected loss rate (except on related parties)	-	0.00%	0.00%	0.00%	0.00%	100.00%	100.00%	-
Less: Loss Allowance	-	-	-	-	-	-	-	(0.03)
Total Trade receivables	-	83.90	16.88	0.20	0.20	0.02	-	101.17

Ageing for trade receivables as at March 31, 2025 is as follows:

Particulars	Unbilled	Not Due	Outstanding for following periods from due date					Total
			Less than 6 months	6 months -1 year	1-2 years	2-3 years	More than 3 years	
Undisputed trade receivables								
(i) considered good	-	89.90	37.29	0.05	0.01	-	-	127.25
(ii) which have significant increase in credit risk	-	-	-	-	-	-	-	-
(iii) credit impaired	-	-	-	-	-	-	-	-
Total	-	89.90	37.29	0.05	0.01	-	-	127.25
Expected loss rate (except on related parties)	-	0.09%	0.16%	3.51%	100.00%	100.00%	100.00%	-
Less: Loss Allowance	-	-	(0.08)	(0.06)	(0.00)	(0.01)	-	(0.15)
Total Trade receivables	-	89.82	37.23	0.05	0.00	-	-	127.10

Notes:

- (i) There are no disputed trade receivables as at March 31, 2026 and As at March 31, 2025.
(ii) There are no trade receivables which have significant increase in credit risk or credit impaired.

11. Cash and cash equivalents

	As at March 31, 2026	As at March 31, 2025
Balances with banks		
- in current accounts	0.65	11.70
Total cash and cash equivalents	0.65	11.70

12. Bank balances other than cash and cash equivalents

Margin money deposits with maturity of less than twelve months (refer note below)	0.64	6.44
Total bank balances other than cash and cash equivalents	0.64	6.44

Note: Fixed deposits of Rs. 0.64 (March 31, 2025: Rs. 6.44) are earmarked with banks,

13. Income Tax Assets (net)

	As at March 31, 2026	As at March 31, 2025
Opening balance	2.95	6.66
Less: Refund received	-	(7.81)
Add: Taxes paid (pertaining to tax deducted at source)	2.24	4.10
Closing balance	5.19	2.95



Anjar TMT Steel Private Limited
Notes forming part of the financial statements as at and for the year ended March 31, 2026
(All amounts in Rupees (Rs) Crore, unless otherwise stated)

14. Equity share capital and other equity

14(a) Equity share capital

Authorised share capital

As at April 01, 2024

Increase/ (decrease) during the year

As at March 31, 2025

Increase/ (decrease) during the year

As at March 31, 2026

	Number of Shares	Par value	Amount
As at April 01, 2024	2,00,10,000	10.00	20.01
Increase/ (decrease) during the year	-	-	-
As at March 31, 2025	2,00,10,000	10.00	20.01
Increase/ (decrease) during the year	-	-	-
As at March 31, 2026	2,00,10,000	10.00	20.01

i) Movement in equity shares capital

Issued, subscribed and paid up capital

As at April 01, 2024

Issued during the year

As at March 31, 2025

Issued during the year

As at March 31, 2026

	Number of shares	Par value	Amount
As at April 01, 2024	2,00,10,000	10.00	20.01
Issued during the year	-	-	-
As at March 31, 2025	2,00,10,000	10.00	20.01
Issued during the year	-	-	-
As at March 31, 2026	2,00,10,000	10.00	20.01

ii) Terms and rights attached to shares

Equity shares

The Company has only one class of equity shares having a par value of Rs. 10 per share. Each holder of equity shares is entitled to one vote per share. The dividend when proposed by the Board of Directors is subject to the approval of the shareholders in the ensuing Annual General Meeting except in case of interim dividend.

In the event of liquidation of the company, the holders of the equity shares will be entitled to receive remaining assets of the Company after distribution of preferential amounts. The distribution will be in proportion to the number of equity shares held by the shareholders.

iii) Details of shareholders holding more than 5% shares in the Company

As at March 31, 2026

No. of shares % holding

Equity shares held by

Welspun Corp Limited, including nominees

2,00,10,000 100.00%

As at March 31, 2025

No. of shares % holding

Equity shares held by

Welspun Corp Limited, including nominees

2,00,10,000 100.00%

iv) Shares of the Company held by holding company

As at March 31, 2026

No. of shares % holding

Equity shares held by

Welspun Corp Limited, including nominees

2,00,10,000 100.00%

As at March 31, 2025

No. of shares % holding

Equity shares held by

Welspun Corp Limited, including nominees

2,00,10,000 100.00%

v) Details of shareholding of promoters

Name of the promoter	Year ended March 31, 2026			Year ended March 31, 2025		
	Number of shares	% of total number of shares	Percentage of change during the year	Number of shares	% of total number of shares	Percentage of change during the year
Welspun Corp Limited	2,00,10,000	100.00%	0.00%	2,00,10,000	100.00%	0.00%
Total	2,00,10,000	100.00%		2,00,10,000	100.00%	

14(b) Instruments entirely equity in nature:

Authorised Preference share capital

As at April 01, 2024

Increase during the year

As at March 31, 2025

Increase during the year

As at March 31, 2026

	Number of Shares	Par value	Amount
As at April 01, 2024	4,49,90,000	10.00	44.99
Increase during the year	-	-	-
As at March 31, 2025	4,49,90,000	10.00	44.99
Increase during the year	10,50,00,000	10.00	105.00
As at March 31, 2026	14,99,90,000	10.00	149.99



Anjar TMT Steel Private Limited
Notes forming part of the financial statements as at and for the year ended March 31, 2026
(All amounts in Rupees (Rs.) Crore, unless otherwise stated)

7.75% Convertible Non-cumulative Optionally Redeemable Preference Shares ('CORPS')

(i) Movement in Preference shares capital

Issued, subscribed and paid up capital
As at April 01, 2024
Increase during the year
As at March 31, 2025
Increase during the year
As at March 31, 2026

Number of Shares	Par value	Amount
4,49,90,000	10.00	44.99
-	-	-
4,49,90,000	10.00	44.99
-	-	-
4,49,90,000	10.00	44.99

(ii) Terms and rights attached to shares Preference shares

7.75% Convertible Non-Cumulative Optionally Redeemable Preference Share (CORPS) have par value Rs. 10 each. Preference shares does not carry any voting rights in the Company, except as provided in the Companies Act, 2013. Preference share will have priority over equity shares in the payment of dividend and repayment of capital. However, the holders of the Preference share shall be paid dividend on a non-cumulative basis. The preference shares shall be non-participating in the surplus funds and also in the surplus assets and profits which may remain after the entire capital has been repaid, on winding up of the Company.

The CORPS shall be convertible in to equity share of the Company any time before March 31, 2036 in the ratio of one equity share of Rs. 10/- each for one CORPS of Rs. 10 each fully paid-up. If not converted, the CORPS shall be redeemable at par at the option of the company after March 31, 2030 but before March 31, 2036.

(iii) Details of shareholders holding more than 5% shares in the Company

As at March 31, 2026

No. of shares	% holding
---------------	-----------

Preference shares held by
Welspun Corp Limited, including nominees

4,49,90,000	100.00%
-------------	---------

As at March 31, 2025

No. of shares	% holding
---------------	-----------

Preference shares held by
Welspun Corp Limited, including nominees

4,49,90,000	100.00%
-------------	---------

(iv) Shares of the Company held by holding company

As at March 31, 2026

No. of shares	% holding
---------------	-----------

Preference shares held by
Welspun Corp Limited, including nominees

4,49,90,000	100.00%
-------------	---------

As at March 31, 2025

No. of shares	% holding
---------------	-----------

Preference shares held by
Welspun Corp Limited, including nominees

4,49,90,000	100.00%
-------------	---------

Particulars	Number of shares	Par value	Amount	Date of allotment
CORPS	2,33,50,000	10.00	23.35	March 9, 2022
CORPS	14,65,000	10.00	1.47	March 31, 2022
CORPS	1,36,75,000	10.00	13.67	May 20, 2022
CORPS	15,00,000	10.00	1.50	August 5, 2022
CORPS	50,00,000	10.00	5.00	December 19, 2022
Total	4,49,90,000		44.99	

(v) Details of shareholding of promoters

Name of the promoter	As at March 31, 2026			As at March 31, 2025		
	Number of shares	% of total number of shares	Percentage of change during the year	Number of shares	% of total number of shares	Percentage of change during the year
Welspun Corp Limited	4,49,90,000	100.00%	0.00%	4,49,90,000	100.00%	0.00%
Total	4,49,90,000	100.00%		4,49,90,000	100.00%	



Anjar TMT Steel Private Limited
Notes forming part of the financial statements as at and for the year ended March 31, 2026
(All amounts in Rupees (Rs.) Crore, unless otherwise stated)

14(c) Instruments entirely equity in nature:

9.50% Convertible Non-cumulative Optionally Redeemable Preference Shares ('CORPS')

(i) Movement in Preference shares capital

Issued, subscribed and paid up capital
As at April 01, 2024
Increase during the year
As at March 31, 2025
Increase during the year
As at March 31, 2026

	Number of Shares	Par value	Amount
As at April 01, 2024	-	-	-
Increase during the year	-	-	-
As at March 31, 2025	9,80,00,000	10.00	98.00
Increase during the year	-	-	-
As at March 31, 2026	9,80,00,000	10.00	98.00

(ii) Terms and rights attached to shares Preference shares

9.50% Convertible Non-Cumulative Optionally Redeemable Preference Share (CORPS) have par value Rs. 10 each. Preference shares does not carry any voting rights in the Company, except as provided in the Companies Act, 2013. Preference share will have priority over equity shares in the payment of dividend and repayment of capital. However, the holders of the Preference share shall be paid dividend on a non-cumulative basis. The preference shares shall be non-participating in the surplus funds and also in the surplus assets and profits which may remain after the entire capital has been repaid, on winding up of the Company. The CORPS shall be convertible in to equity share of the Company any time before March 31, 2040 in the ratio of one equity share of Rs. 10/- each for one CORPS of Rs. 10 each fully paid-up. If not converted, the CORPS shall be redeemable at par at the option of the company in one or more tranches at any time before 31st March, 2040.

(iii) Details of shareholders holding more than 5% shares in the Company

As at March 31, 2026

No. of shares % holding

Preference shares held by
Welspun Corp Limited, including nominees

9,80,00,000 100.00%

As at March 31, 2025

No. of shares % holding

Preference shares held by
Welspun Corp Limited, including nominees

- -

(iv) Shares of the Company held by holding company

As at March 31, 2026

No. of shares % holding

Preference shares held by
Welspun Corp Limited, including nominees

9,80,00,000 100.00%

As at March 31, 2025

No. of shares % holding

Preference shares held by
Welspun Corp Limited, including nominees

- -

Particulars	Number of shares	Par value	Amount	Date of allotment
CORPS	9,80,00,000	10.00	98.00	May 7, 2025
Total	9,80,00,000		98.00	

(v) Details of shareholding of promoters

Name of the promoter	As at March 31, 2026			As at March 31, 2025		
	Number of shares	% of total number of shares	Percentage of change during the year	Number of shares	% of total number of shares	Percentage of change during the year
Welspun Corp Limited	9,80,00,000	100.00%	100.00%	-	0.00%	0.00%
Total	9,80,00,000	100.00%		-	0.00%	



Anjar TMT Steel Private Limited
Notes forming part of the financial statements as at and for the year ended March 31, 2026
(All amounts in Rupees (Rs.) Crore, unless otherwise stated)

	As at March 31, 2026	As at March 31, 2025
14(d) Reserves and surplus		
Retained earnings (refer note below)	11.62	(7.90)
Total reserves and surplus	11.62	(7.90)
Retained earnings		
Opening balance	(7.90)	(39.46)
Profit for the year	20.18	31.58
Item of other comprehensive income recognised directly in retained earnings		
Remeasurements of post employment benefit obligations, net of tax	0.13	-
Share issue expenses	(0.79)	(0.02)
Closing balance	11.62	(7.90)
	As at March 31, 2026	As at March 31, 2025
14(e) Other reserves		
Cash flow hedging reserve	(0.15)	(0.85)
Total other reserves	(0.15)	(0.85)
Cash flow hedging reserve		
Opening balance	(0.85)	0.09
Amount recognised in cash flow hedging reserve during the year (net)	0.70	(0.93)
Income tax on amount recognised in cash flow hedging reserve (net)	-	-
Closing balance	(0.15)	(0.85)

Nature and purpose of other equity

(i) Retained Earnings

Retained earnings comprises of prior years as well as current year's undistributed earnings after taxes.

(ii) Cash flow hedging reserve

The cash flow hedging reserve represents the cumulative effective portion of gains or losses arising on changes in fair value of designated portion of hedging instruments entered into for cash flow hedges. The Cumulative gain or loss arising on changes in fair value of the designated portion of the hedging instruments that are recognised and accumulated under the heading of cash flows reserve will be reclassified to statement of profit and loss only when the hedged transaction affects the profit or loss or included as a basis adjustment to the non-financial hedged item.



Anjar TMT Steel Private Limited
Notes forming part of the financial statements as at and for the year ended March 31, 2026
(All amounts in Rupees (Rs) Crore, unless otherwise stated)

	As at March 31, 2026			As at March 31, 2025		
	Non-Current Portion	Current Maturities*	Total	Non-Current Portion	Current Maturities*	Total
15 Borrowings						
15(a) Non-current borrowings						
Secured						
- Term Loan (refer note (iii) below)	-	-	-	76.32	27.38	103.70
Total borrowings	-	-	-	76.32	27.38	103.70

* Current maturities of non-current borrowings have been disclosed under "Current borrowings", refer note 15(b).

	As at	As at
	March 31, 2026	March 31, 2025
15(b) Current borrowings		
Current maturities of long term borrowings (refer note 15(a))	-	27.38
	-	27.38

(i) Nature of security for current borrowings

Secured by first charge ranking pari passu on hypothecation of entire plant & machinery of the Company, registered mortgage on leasehold right on land and second pari passu charge on the current assets of the company.

(ii) Terms of repayment and interest

(a) The Rupee denominated term loan from State Bank of India was converted into US dollar denominated FCNR(B) loan from State bank of India during the year ended March 31, 2024. All other terms and conditions including repayment schedule have remained same.

(b) The term loan has quarterly installments starting from April 30, 2023 and maturing on April 30, 2029. During the year, the company has prepaid the entire loan on May 07, 2025.

(c) The average interest rate during the year on term loan is Nil (6 month SOFR (Secured Overnight Financing Rate) + 1%) (March 31, 2025 - 6.62% p.a. (6 month SOFR (Secured Overnight Financing Rate) + 1%)).

(iii) During the year, the company classified Rs. Nil (March 31, 2025: Rs. 27.38) to current borrowings as 'Current maturity of long term borrowing'.



Anjar TMT Steel Private Limited
Notes forming part of the financial statements as at and for the year ended March 31, 2026
(All amounts in Rupees (Rs.) Crore, unless otherwise stated)

15(c) Net debt reconciliation

	As at March 31, 2026	As at March 31, 2025
Net debt reconciliation		
Cash and cash equivalents	0.65	11.70
Borrowings (including accrued interest)	-	(104.25)
Lease Liabilities	(5.17)	(5.37)
Net Debt	(4.52)	(97.92)

	Financial assets		Financial liabilities		Total [E] = [A]+[B]-[C]- [D]
	Cash and cash equivalents [A]	Current investments [B]	Borrowings [C]	Lease Liabilities [D]	
Net debts as at April 1, 2024	4.99	(0.00)	(121.96)	(5.52)	(122.49)
Addition pursuant to business combination (refer note 51)					-
Interest accrued as at April 1, 2024	-	-	(0.68)	-	(0.68)
Cash flow (net)	6.71	(0.74)	20.62	0.58	27.17
Interest expenses			(27.31)	(0.43)	(27.74)
Interest paid	-	-	25.08	-	25.08
Other non cash adjustments	-	-	-	-	-
Others	-	0.74	-	-	0.74
Net debts as at March 31, 2025	11.70	0.00	(103.70)	(5.37)	(97.36)
Interest accrued as at March 31, 2025			(0.55)		(0.55)
Cash flow (net)	(11.06)	(0.12)	103.53	0.61	92.96
Interest expenses	-	-	(13.86)	(0.41)	(14.27)
Interest paid	-	-	14.57	-	14.57
Others	-	0.12	-	-	0.12
Net debts as at March 31, 2026	0.65	-	-	(5.17)	(4.54)
Interest accrued as at March 31, 2026	-	-	-	-	-



Anjar TMT Steel Private Limited

Notes forming part of the financial statements as at and for the year ended March 31, 2026
(All amounts in Rupees (Rs.) Crore, unless otherwise stated)

	As at March 31, 2026	As at March 31, 2025
16. Other financial liabilities		
Current		
Interest accrued but not due on borrowings	-	0.55
Interest accrued but not due on acceptances and others	-	0.29
Trade deposits	0.53	0.33
Capital creditors		
- dues of micro and small enterprises (refer note 37)	-	
- other than above	0.03	0.05
Derivatives designated as hedges accounted as FVOCI		
- Forward contracts	0.01	0.85
Employee dues payable	0.69	-
Other payables	0.02	0.02
Total other current financial liabilities	1.28	2.09
Total other financial liabilities	1.28	2.09
	As at	As at
	March 31, 2026	March 31, 2025
17. Provisions		
17(a) Non-current		
Employee benefit obligations		
Gratuity (refer note 32)	0.44	0.30
Total non-current provisions	0.44	0.30
17(b) Current		
Employee benefit obligations		
Gratuity (refer note 32)	-	-
Leave obligations (refer note 32)	0.21	0.15
Total current provisions	0.21	0.15
Total provisions	0.65	0.45
* Amount is below the rounding off norm adopted by the Company.		
	As at	As at
	March 31, 2026	March 31, 2025
18. Government grants		
Deferred Grant Income (refer note below)		
Opening balance	13.08	5.31
Grants deferred during the year	12.46	12.44
Less: Recognised in the statement of profit and loss (refer note 21(b))	5.49	4.67
Closing balance	20.05	13.08
Total government grants	20.05	13.08
Non Current	20.05	13.08
Current	-	-
Total government grants	20.05	13.08
Note : The Company is entitled to SGST Incentive, on its investment in the eligible property plant and equipment, on fulfillment of the conditions stated in the scheme.		
	As at	As at
	March 31, 2026	March 31, 2025
19. Other current liabilities		
Contract liabilities	6.07	2.66
Statutory dues payable	0.50	1.39
Employees dues payable	-	0.13
Refund liabilities	-	0.25
Total other current liabilities	6.57	4.43

Note:

The Contract liabilities primarily relates to advance consideration received from customers for the supply of finished goods, for which the revenue is recognised in time. This will be recognised as revenue when the goods are supplied, which is expected to occur in the next year.

The amount of Rs. 2.66 included in contract liabilities at March 31, 2025 has been recognised as revenue during the year ended March 31, 2026 (March 31, 2024: Rs 3.58)

No information is required to be provided about remaining performance obligation at March 31, 2026 or at March 31, 2025 that have an original expected duration of one year or less, as allowed by Ind AS 115.



Anjar TMT Steel Private Limited

Notes forming part of the financial statements as at and for the year ended March 31, 2026
(All amounts in Rupees (Rs.) Crore, unless otherwise stated)

20. Trade payables

Current

Trade payables: dues of micro and small enterprises (refer note 37)

Trade payables other than above:

Trade payables for acceptances

Trade payable to related parties (refer note 36)

Trade payables others

	As at March 31, 2026	As at March 31, 2025
Trade payables: dues of micro and small enterprises (refer note 37)	1.97	8.87
Trade payables other than above:		
Trade payables for acceptances	-	76.73
Trade payable to related parties (refer note 36)	131.52	160.78
Trade payables others	4.28	52.74
	<u>135.80</u>	<u>290.25</u>
Total trade payables	<u>137.77</u>	<u>299.12</u>

Ageing for trade payable as at March 31, 2026 is as follows:

Particulars	Unbilled	Not due	Outstanding for following periods from due date of payment				Total
			Less than 1 year	1-2 years	2-3 years	More than 3 years	
Undisputed Trade Payables							
(i) Micro enterprise and small enterprises	0.25	1.65	0.07	-	-	-	1.97
(ii) Others	5.27	121.20	3.70	5.56	0.03	0.04	135.80
Total	<u>5.52</u>	<u>122.85</u>	<u>3.77</u>	<u>5.56</u>	<u>0.03</u>	<u>0.04</u>	<u>137.77</u>

Ageing for trade payable as at March 31, 2025 is as follows:

Particulars	Unbilled	Not due	Outstanding for following periods from due date of payment				Total
			Less than 1 year	1-2 years	2-3 years	More than 3 years	
Undisputed Trade Payables							
(i) Micro enterprise and small enterprises	-	8.85	0.02	-	-	-	8.87
(ii) Others	12.56	76.55	195.10	6.05	-	-	290.25
Total	<u>12.56</u>	<u>85.40</u>	<u>195.11</u>	<u>6.05</u>	<u>-</u>	<u>-</u>	<u>299.12</u>

Note:

(i) There are no disputed trade payables as at March 31, 2026 and March 31, 2025

(ii) Unbilled trade payables include accruals which are not classified as provisions under Ind AS 37.



Anjar TMT Steel Private Limited
Notes forming part of the financial statements as at and for the year ended March 31, 2026
(All amounts in Rupees (Rs.) Crore, unless otherwise stated)

	Year ended March 31, 2026	Year ended March 31, 2025
21. Revenue from operations		
(a) Sale of products		
Finished goods	870.47	1,059.04
Traded goods	6.57	0.67
Total sale of products	877.04	1,059.71
(b) Other operating income		
Government grants	5.49	4.67
Scrap sale	16.15	17.73
Liabilities/ Provision no longer required written back	0.05	-
Total other operating income	21.69	22.40
Total revenue from operations	898.73	1,082.11
The Company is primarily engaged in the business of manufacture and distribution of TMT Bars and revenue from such products is derived from transfer at a point in time which is shown under sale of products as above.		
Reconciliation of revenue recognised with contract price:		
Contract price	877.04	1,059.96
Adjustments for:		
Adjustment for discounts / Incentives / refund liabilities	-	(0.25)
Total revenue from operations	877.04	1,059.71
22. Other income		
Interest income		
Current investments	-	3.64
Fixed deposits	0.01	0.39
Others	8.35	5.47
Dividend income on		
Non-current investments (refer note 36)	1.00	0.06
Net gain on sale/redemption of		
Current investments	0.13	0.74
Other non-operating income		
Net exchange differences	-	1.88
Fair valuation gain on investment (net)	-	0.23
Total other income	9.49	12.41
23. Cost of materials consumed		
Raw materials at the beginning of the year	72.33	3.44
Add: Purchases	722.46	990.22
	794.79	993.66
Less : Raw materials at the end of the year	2.14	72.33
Total cost of materials consumed	792.65	921.33
24. Purchases of stock-in-trade		
Purchases of stock-in-trade	6.55	0.71
Total purchases of stock-in-trade	6.55	0.71



Anjar TMT Steel Private Limited

Notes forming part of the financial statements as at and for the year ended March 31, 2026
(All amounts in Rupees (Rs.) Crore, unless otherwise stated)

	Year ended March 31, 2026	Year ended March 31, 2025
25. Changes in inventories of finished goods and work-in-progress		
Opening balance		
Finished goods	40.50	78.86
Total opening balance	40.50	78.86
Closing balance		
Finished goods	44.14	40.50
Total closing balance	44.14	40.50
Total changes in inventories of finished goods and work-in-progress	(3.64)	38.36
26. Employee benefit expense		
Salaries, wages and bonus	10.71	9.01
Contribution to provident and other funds (refer note below)	0.54	0.53
Gratuity expense (refer note 32)	0.29	0.13
Staff welfare expenses	0.21	0.42
Total employee benefit expense	11.75	10.09
Note:		
Defined contribution plans		
Employers' Contribution to Provident Fund and Employee's Pension Scheme, 1995		
During the year, the Company has recognised the following amounts in the statement of profit and loss:		
Employer's Contribution to Provident Fund	0.51	0.50
Employer's Contribution to Employees Pension Scheme	0.03	0.03
Total expenses recognised in the statement of profit and loss	0.54	0.53



27. Depreciation and amortisation expense

Depreciation of property, plant and equipment (refer note 3(a))	8.45	8.36
Depreciation of right-of-use assets (refer note 3(b))	0.44	0.44
Amortisation of intangible assets (refer note 4)	0.15	0.12
Total depreciation and amortisation expense	9.04	8.92

Year ended March 31, 2026	Year ended March 31, 2025
8.45	8.36
0.44	0.44
0.15	0.12
9.04	8.92

28. Other expenses

Consumption of stores and spares	4.97	4.74
Labour charges	3.94	4.54
Coating and other job charges	0.51	0.10
Power, fuel and water charges	18.37	17.52
Freight, material handling and transportation	17.01	18.54
Rental charges (refer note 3(b))	0.44	0.39
Rates and taxes	-	0.01
Repairs and maintenance		
Plant and machinery	0.27	0.38
Buildings	0.13	-
Others	0.87	0.52
Travel and conveyance expenses	0.33	0.32
Communication expenses	0.02	0.03
Legal and professional fees	1.01	0.93
Retainer fees	0.37	0.06
Business support services	1.78	1.38
Insurance	1.01	0.69
Directors' sitting fees (refer note 36)	0.02	-
Printing and stationery	0.02	-
Security charges	0.02	-
Membership and fees	0.02	0.05
Vehicle expenses	-	-
Net exchange differences	1.48	-
Payment to auditors (refer note (i) below)	0.19	0.18
Sales promotion expenses	0.30	1.89
(Reversal) Provision towards loss allowance	(0.12)	0.04
Loss on disposal of property, plant and equipment (net)	0.06	-
Expenditure towards corporate social responsibility (refer notes (ii) below and 36)	0.04	-
Fair valuation loss on investments (refer note 34)	0.48	-
Miscellaneous expenses	2.11	2.50
Total other expenses	53.65	54.81

Year ended March 31, 2026	Year ended March 31, 2025
4.97	4.74
3.94	4.54
0.51	0.10
18.37	17.52
17.01	18.54
0.44	0.39
-	0.01
0.27	0.38
0.13	-
0.87	0.52
0.33	0.32
0.02	0.03
1.01	0.93
0.37	0.06
1.78	1.38
1.01	0.69
0.02	-
0.02	-
0.02	-
0.02	0.05
-	-
1.48	-
0.19	0.18
0.30	1.89
(0.12)	0.04
0.06	-
0.04	-
0.48	-
2.11	2.50
53.65	54.81

Year ended March 31, 2026	Year ended March 31, 2025
0.15	0.15
0.03	0.03
-	-
0.01	-
0.19	0.18

Note:

i) Details of payments to auditors

Payment to auditors

As auditor:

Audit fee

Tax audit fee

In other capacities

Certification fees

Re-imbursment of expenses

Total payment to auditors

* Amounts are below the rounding off norm adopted by the company.



Anjar TMT Steel Private Limited
Notes forming part of the financial statements as at and for the year ended March 31, 2026
(All amounts in Rupees (Rs.) *Cr.*, unless otherwise stated)

ii) Corporate social responsibility expenditure

	Year ended March 31, 2026	Year ended March 31, 2025
Contribution to Welspun Foundation for Health & Knowledge	0.04	-
Total corporate social responsibility expenditure	0.04	-
Amount required to be spent as per Section 135 of the Companies Act, 2013	0.04	-
Amount approved by Board to be spent during the year	0.04	-

	Year ended March 31, 2026	Year ended March 31, 2025
Amount spent during the year on:		
On purposes other than construction/ acquisition of an asset	0.04	-
Amount required to be spent by the Company during the year	0.04	-
Amount of expenditure incurred	0.04	-
Amount of shortfall for the year	-	-
Amount of cumulative shortfall at the end of the year	-	-

Company has incurred Rs.0.04 (March 31, 2025: Rs. NIL) during the year towards donation to Welspun Foundation for Health and Knowledge.

Details of ongoing CSR projects under Section 135(6) of the Act

With the Co.	Balance as at 01 April, 2025	Amount required to be spent during the year	Amount spent during the year		Balance as at 31 March, 2026	
			From the company's bank account	From separate CSR unspent account	With the Company	In separate CSR unspent account
-	-	0.04	0.04	-	-	-

29. Finance costs

Interest on financial liabilities not at fair value through profit and loss

	Year ended March 31, 2026	Year ended March 31, 2025
Term Loan	0.65	8.28
Current borrowings	0.00	5.00
Interest on acceptances and charges on letter of credit	10.10	8.43
Interest and finance charges on lease liability (refer note 3 (b))	0.41	0.42
Interest on others	0.03	0.14
Other finance cost	2.67	5.46
Total finance cost	13.86	27.73



Anjar TMT Steel Private Limited
Notes forming part of the financial statements as at and for the year ended March 31, 2026
(All amounts in Rupees (Rs.) Crore, unless otherwise stated)

	Year ended March 31, 2026	Year ended March 31, 2025
30. Income tax expense		
Current tax		
Current tax for the year	-	-
Total Current tax	-	-
31. Deferred tax (refer note 33)		
(Increase) / Decrease in deferred tax assets	2.76	3.50
Increase / (Decrease) in deferred tax liabilities	1.58	1.68
Total deferred tax expense/ (benefit)	4.18	5.18

Considering the financial position of the company and information given under note 1, the company has recognised deferred tax assets to the extent of deferred tax liabilities.

(i) Reconciliation of tax expense and the accounting profit multiplied by India's tax rate

	Year ended March 31, 2026	Year ended March 31, 2025
Profit / (Loss) before tax	24.36	32.57
Tax rate	17.16%	17.16%
Tax at normal rate	4.18	5.59
Others	-	(0.41)
Total Income tax expense	4.18	5.18



Anjar TMT Steel Private Limited
 Notes forming part of the financial statements as at and for the year ended March 31, 2025
 (All amounts in Rupees (Rs.) Crore, unless otherwise stated)

32. Employee benefit obligations

(i) Leave obligations

The leave obligations cover the Company's liability for earned leave. The obligations are presented as current liabilities in the balance sheet if the entity does not have an unconditional right to defer settlement for at least twelve months after the reporting period, regardless of when the actual settlement is expected to occur.

(ii) Post-employment obligations - Gratuity

The Company has a defined benefit gratuity plan in India, governed by the code on social security, 2020. The plan entitles an employee, who has rendered at least five years of continuous service, to gratuity at the rate of fifteen day wages for every completed year of service or part thereof in excess of six months, based on the rate of wages last drawn by the employee concerned. The gratuity plan is a funded plan and the Company makes contributions to recognised funds in India. This defined benefit plans expose the Company to actuarial risks, such as interest rate risk and market (investment) risk.

Balance sheet amounts - Gratuity

The amounts recognised in the balance sheet and the movements in the net defined benefit obligations over the year are as follows

	Present value of obligations
April 01, 2024	0.16
Current service cost	0.12
Interest expense/ (income)	0.01
Total amount recognised in profit or loss	0.13
Remeasurements	
Experience gains	-
(Gain) / Loss from change in financial assumptions	0.02
(Gain) / Loss from change in demographics assumptions	-
Total amount recognised in other comprehensive income	0.02
Employer's contribution	-
Benefit payment	-
Adjustment due to transfer out	-
March 31, 2025	0.30

* Amount is below the rounding off norm adopted by the Company



	Present value of obligation
April 01, 2025	0.30
Current service cost	0.27
Interest expense/ (income)	0.03
Adjustment due to transfer In/(out)	-
Total amount recognised in profit or loss	0.29
Remeasurements	
Experience gains	(0.03)
(Gain) / Loss from change in financial assumptions	(0.10)
(Gain) / Loss from change in demographics assumptions	(0.03)
Total amount recognised in other comprehensive income	(0.15)
Adjustment due to transfer out	-
March 31, 2026	0.44

* Amount is below the rounding off norm adopted by the Company

The net liabilities disclosed above relating to funded plans are as follows:

Non-current (refer note 17(a))
Current (refer note 17(b))

As at	As at
March 31, 2026	March 31, 2025
0.44	0.30
-	-

(iii) Significant actuarial assumptions are as follows:

Discount rate
Salary growth rate

As at	As at
March 31, 2026	March 31, 2025
7.22%	6.82%
6.00%	6.00%



Anjar TMT Steel Private Limited

Notes forming part of the financial statements as at and for the year ended March 31, 2026
(All amounts in Rupees (Rs.) Crore, unless otherwise stated)

32. Employee benefit obligations (Contd...)

(iv) Sensitivity analysis

The sensitivity of the defined benefit obligation to changes in the weighted principal assumptions is:

Assumptions	Impact on defined benefit obligation							
	Change in assumption (%)		Increase in assumption (Rs.)				Decrease in assumption (Rs.)	
	As at March 31, 2026	As at March 31, 2025		As at March 31, 2026	As at March 31, 2025		As at March 31, 2026	As at March 31, 2025
Discount rate	1.00%	1.00%	Decrease by	(0.06)	(0.04)	Increase by	0.08	0.05
Salary growth rate	1.00%	1.00%	Increase by	0.08	0.05	Decrease by	(0.07)	(0.04)

(v) Risk exposure

Through its defined benefit plans, the company is exposed to a number of risks, the most significant of which are detailed below:

- A) Salary Increases - Actual salary increases will increase the Plan's liability. Increase in salary increase rate assumption in future valuations will also increase the liability.
 B) Discount Rate : Reduction in discount rate in subsequent valuations can increase the plan's liability.
 C) Mortality & disability - Actual deaths & disability cases proving lower or higher than assumed in the valuation can impact the liabilities.
 D) Withdrawals - Actual withdrawals proving higher or lower than assumed withdrawals and change of withdrawal rates at subsequent valuations can impact Plan's liability.

(v) Defined benefit liability and employer contributions

The weighted average duration of the defined benefit obligation is 23 years (March 31, 2025 - 16 years). The expected maturity analysis of undiscounted gratuity benefits is as follows:

	Less than a year	1-2 years	3-5 years	More than 5 years	Total
March 31, 2026					
Defined benefit obligations- Gratuity	0.00	0.04	0.06	1.65	1.76
March 31, 2025					
Defined benefit obligations- Gratuity	0.00	0.01	0.03	0.98	1.02



Anjar TMT Steel Private Limited
Notes forming part of the financial statements as at and for the year ended March 31, 2026
(All amounts in Rupees (Rs.) Crore, unless otherwise stated)

33. Movement in deferred tax liabilities and deferred tax assets (refer note 31) :

	Deferred tax liabilities					Deferred tax assets					Net deferred tax liabilities
	Property, plant and equipment	Derivative forward contract payable	Others	Total deferred tax liabilities	Employee benefit obligations	Business Leases (including unabsorbed depreciation)	Lease liability (net of right-of-use-asset)	Loss allowance	Fair valuation of investments (net)	Total deferred tax assets	
As at April 01, 2024	5.83	0.01	0.32	6.16	0.05	12.95	0.13	0.02	0.07	13.22	(7.06)
Recognised in the statement of profit and loss other comprehensive income	1.82	-	(0.14)	1.68	0.02	(3.56)	0.07	0.01	(0.04)	(3.50)	5.18
As at March 31, 2025	7.65	0.01	0.18	7.84	0.07	9.39	0.20	0.03	0.03	9.72	(1.88)
Recognised in the statement of profit and loss other comprehensive income	1.44	-	(0.03)	1.41	0.06	(2.97)	0.09	(0.02)	0.08	(2.76)	4.17
As at March 31, 2026	9.09	0.18	0.15	9.42	0.13	6.42	0.30	0.01	0.11	6.96	2.47



34. Fair value measurements
Financial Instruments by category

Particulars	As at March 31, 2026			As at March 31, 2025		
	FVPL	FVOCI	Amortised cost	FVPL	FVOCI	Amortised cost
Financial assets						
Investments						
Equity investments	0.94	-	-	1.42	-	-
Trade receivables	-	-	101.17	-	-	127.10
Cash and cash equivalents	-	-	0.65	-	-	11.70
Bank balances other than cash and cash equivalents	-	-	0.64	-	-	6.44
Other financial assets						
Security deposits	-	-	0.24	-	-	0.24
Margin money deposits	-	-	-	-	-	2.46
Derivatives designated as hedges						
Forward contracts	-	-	-	0.19	-	-
Other receivables from others	-	-	0.03	-	-	-
Total financial assets	0.94	-	102.73	1.61	-	147.94
Financial liabilities						
Borrowings (includes interest accrued and current maturities of long-term borrowing)	-	-	-	-	-	104.25
Trade payables	-	-	137.77	-	-	299.12
Other financial liabilities						
Derivatives designated as hedges						
Forward contracts	-	0.01	-	-	0.85	-
Capital Creditors	-	-	0.03	-	-	0.05
Interest accrued but not due on acceptances and others	-	-	-	-	-	0.29
Other payable	-	-	0.02	-	-	0.02
Employee dues payable	-	-	0.69	-	-	-
Trade deposits	-	-	0.53	-	-	0.33
Total financial liabilities	-	0.01	139.04	-	0.85	404.06

(i) Fair value hierarchy

This section explains the judgements and estimates made in determining the fair values of the financial instruments that are (a) recognised and measured at fair value and (b) measured at amortised cost and for which fair values are disclosed in the financial statements. To provide an indication about the reliability of the inputs used in determining fair value, the Company has classified its financial instruments into the three levels prescribed under the accounting standard. An explanation of each level follows underneath the table.

Financial assets and liabilities measured at fair value - recurring fair value measurements as at March 31, 2026

	Level 1	Level 2	Level 3	Total
Financial assets				
Financial Investments at FVPL				
Equity investments	-	-	0.94	0.94
Total financial assets	-	-	0.94	0.94
Financial liabilities				
Derivatives designated as hedges at FVOCI				
Forward contracts	-	0.01	-	0.01
Total financial liabilities	-	0.01	-	0.01

Assets and liabilities which are measured at amortised cost for which fair value are disclosed as at March 31, 2026

	Level 1	Level 2	Level 3	Total
Financial assets				
Other financial assets				
Security deposits	-	-	0.24	0.24
Total financial assets	-	-	0.24	0.24
Other financial liabilities				
Capital Creditors	-	-	0.03	0.03
Employee dues payable	-	-	0.69	0.69
Trade deposits	-	-	0.53	0.53
Total financial liabilities	-	-	1.25	1.25



Anjar TMT Steel Private Limited
Notes forming part of the financial statements as at and for the year ended March 31, 2026
(All amounts in Rupees (Rs.) Crore, unless otherwise stated)

34. Fair value measurements (Contd...)

Financial assets and liabilities measured at fair value - recurring fair value measurements as at March 31, 2025

	Level 1	Level 2	Level 3	Total
Financial assets				
Financial Investments at FVPL				
Equity Investments	-	-	1.42	1.42
Derivatives not designated as hedges				
Forward contracts	-	0.19	-	0.19
Total financial assets	-	0.19	1.42	1.61
Financial liabilities				
Derivatives designated as hedges at FVOCI				
Forward contracts	-	0.85	-	0.85
Total financial liabilities	-	0.85	-	0.85

Assets and liabilities which are measured at amortised cost for which fair value are disclosed as at March 31, 2025

	Level 1	Level 2	Level 3	Total
Financial assets				
Other financial assets				
Security deposits	-	-	0.24	0.24
Margin money deposits	-	-	2.46	2.46
Total financial assets	-	-	2.70	2.70
Financial liabilities				
Borrowings (includes interest accrued and current maturities of long-term debt)	-	-	104.25	104.25
Other financial liabilities				
Capital Creditor	-	-	0.05	0.05
Interest accrued but not due on acceptances and others	-	-	0.29	0.29
Trade deposits	-	-	0.33	0.33
Total financial liabilities	-	-	104.92	104.92

The following table provides an analysis of financial instruments that are measured subsequent to initial recognition at fair value, grouped into Level 1 to Level 3, as described below.

Level 1: This hierarchy includes financial instruments measured using quoted prices.

Level 2: The fair value of financial instruments that are not traded in an active market is determined using valuation techniques which maximise the use of observable market data and rely as little as possible on entity-specific estimates. The Company has derivatives which are designated as hedges, derivatives which are not designated as hedges for which all significant inputs required to fair value an instrument falls under level 2.

Level 3: If one or more of the significant inputs is not based on observable market data, the instrument is included in level 3. This is the case for unlisted securities.

(ii) Valuation technique used to determine fair value

Specific valuation techniques used to value financial instruments include:

- the fair value of unlisted equity instruments are determined using discounted cash flow analysis.
- the fair value of forward contracts is determined using forward exchange rates prevailing with Authorised Dealers dealing in foreign exchange.

(iii) Fair value measurements using significant unobservable inputs (level 3)

The following table presents the changes in level 3 items for the year ended March 31, 2026 and March 31, 2025:

	Unlisted equity shares
As at April 01, 2024	1.19
Acquisition	
Gain/ (loss) recognised in profit or loss	0.23
As at March 31, 2025	1.42
Gain/ (loss) recognised in profit or loss	(0.48)
As at March 31, 2026	0.94
Unrealised gain/ (loss) recognised in profit or loss related to assets held at the end of the reporting period	
Year ended March 31, 2025	0.23
Year ended March 31, 2026	(0.48)



34. Fair value measurements (Contd...)

(iv) Valuation inputs and relationships to fair value

	Fair value		Significant unobservable inputs*	Probability weighted average		Sensitivity
	As at March 31, 2026	As at March 31, 2025		As at March 31, 2026	As at March 31, 2025	
Unlisted equity shares	0.94	1.42	Risk adjusted discount rate	14.00%	14.00%	The estimated fair value would increase/ (decrease) if Discount rate were lower/ (higher)

(v) Valuation processes:

The fair value of unlisted equity shares determined using discounted cash flow analysis by an independent valuer.

(vi) Fair value of Financial assets and liabilities measured at amortised cost

	As at March 31, 2026		As at March 31, 2025	
	Carrying Amount	Fair Value	Carrying Amount	Fair Value
Financial Assets				
Other financial assets				
Security deposits	0.24	0.24	0.24	0.24
Margin money deposits	-	-	2.46	2.46
Total	0.24	0.24	2.70	2.70
Financial liabilities				
Borrowings (includes interest accrued and current maturities of long-term borrowings)	-	-	104.25	104.25
Other financial liabilities				
Capital Creditors	0.03	0.03	0.05	0.05
Interest accrued but not due on acceptances and others	-	-	0.29	0.29
Employee dues payable	0.69	0.69	-	-
Trade deposits	0.53	0.53	0.33	0.33
Total	1.25	1.25	104.92	104.92

- a) The carrying amount of trade receivables, cash and cash equivalents, bank balances other than cash and cash equivalents and trade payables are a reasonable approximation of their fair value, due to their short-term nature.
b) The fair values and carrying value of security deposits, margin deposits, interest accrued on deposits, borrowings, capital creditors, Interest accrued but not due on acceptances and others and deposits received are materially the same.

(vii) Classification of Interest income by instrument category

	As at March 31, 2026	As at March 31, 2025
Interest income at amortised cost:		
Fixed deposits	0.01	0.39
Others	8.35	5.47



35. Financial risk management

The Company's principal financial liabilities represents trade payables and borrowings. The Company's principal financial assets consists of cash and cash equivalents, other bank balances, trade receivables, and other financial assets. The company also holds investments held at fair value through profit and loss.

The Company's activities exposes it to credit risk, liquidity risk and market risk. The directors of the Company (considering size of business) oversees the management of these risks which are governed by appropriate policies and procedures and financial risks are identified, measured and managed in accordance with the Company's policies and risk objectives. In order to minimise any adverse effects on the financial performance of the company, derivative financial instruments, such as foreign exchange forward contracts are entered to hedge certain foreign currency risk exposures. Derivatives are used exclusively for hedging purposes and not as trading or speculative instruments. This note explains the sources of risk which the entity is exposed to and how the entity manages the risk and the impact of hedge accounting in the financial statements.

Risk	Exposure arising from	Measurement	Management
Credit risk	Trade receivables, cash & cash equivalents, other bank balances and other financial assets	Ageing analysis	Diversification of bank deposits, credit limits and letters of credit
Liquidity risk	Borrowings and other financial liabilities	Borrowings maturity and cash flow forecasts	Availability of committed credit lines and borrowing facilities
Market risk – interest rate risk	Borrowings	Sensitivity analysis	Mix of fixed and floating rate borrowing.
Market risk – foreign currency risk	Trade payables & Other financial liability	Sensitivity analysis	Forward foreign exchange contracts and derivative contracts

(I) Credit risk

Credit risk is the risk that counterparty will not meet its obligations under a financial instrument or customer contract, leading to a financial loss. The Company is exposed to credit risk from its operating activities, trade receivable and from its financing activities, including deposits with banks and other financial instruments.

The Company considers the probability of default upon initial recognition of asset and whether there has been a significant increase in credit risk on an ongoing basis throughout each reporting period. To assess whether there is a significant increase in credit risk the Company compares the risk of a default occurring on the asset as at the reporting date with the risk of default as at the date of initial recognition.

a) Trade receivables

Trade receivables are typically unsecured and are derived from revenue earned from customers. Credit risk has been managed by the Company through credit approvals, establishing credit limits and continuously monitoring the creditworthiness of customers to which the Company grants credit terms in the normal course of business. On account of adoption of Ind AS 109, the Company uses expected credit loss model to assess the impairment loss or gain. The risk relating to trade receivables is presented in note 10.

b) Other financial assets

The Company maintains exposure majorly in cash and cash equivalents and term deposits with banks. The Company has diversified portfolio of investment with various number of counterparties which have good credit ratings, good reputation and hence the risk is reduced. Individual risk limits are set for each counterparty based on financial position, credit rating and past experience. Credit limits and concentration of exposures are actively monitored by the Company.



35. Financial risk management (Contd...)

(II) Liquidity risk

Liquidity risk is the risk that the Company will not be able to meet its financial obligations as they become due. The Company manages liquidity risk by maintaining adequate reserves, banking facilities and reserve borrowing facilities (comprising the undrawn borrowing facilities below), by continuously monitoring forecast and actual cash flows and matching the maturity profiles of financial assets and liabilities.

Prudent liquidity risk management implies maintaining sufficient cash and liquid funds and the availability of funding through an adequate amount of committed credit facilities to meet obligations when due and to close out market positions. The liquidity risk is monitored through budgets (comprises of undrawn borrowings below) and cash and cash equivalents on the basis of expected cash flows by the management presented by the Board of Directors.

a) Financing arrangements

The Company had access to the following undrawn borrowing facilities for working capital at the end of the reporting period:

	As at March 31, 2026	As at March 31, 2025
Floating rate		
Expiring within one year		
Working capital facility	35.00	50.00
Total	35.00	50.00

b) Maturities of financial liabilities

The tables below analyse the Company's financial liabilities into relevant maturity groupings based on their contractual maturities for:

All non-derivative financial liabilities, and derivative financial instruments for which the contractual maturities are essential for an understanding of the timing of the cash flows.

The amounts disclosed in the table are the contractual undiscounted cash flows. Balances due within 12 months equal their carrying balances as the impact of discounting is not material.

As at March 31, 2026

Contractual maturities of financial liabilities	< 1 Year	1 - 3 years	3 - 5 years	> 5 years	Total	Carrying value
Non-derivatives						
Trade payables	137.77	-	-	-	137.77	137.77
Lease liability	0.59	0.99	0.62	10.67	12.87	5.17
Total non-derivative liabilities	138.36	0.99	0.62	10.67	150.64	142.94
Derivatives						
Foreign exchange forward contracts	0.01	-	-	-	0.01	0.01
Total derivative liabilities	0.01	-	-	-	0.01	0.01

As at March 31, 2025

Contractual maturities of financial liabilities	< 1 Year	1 - 3 years	3 - 5 years	> 5 years	Total	Carrying value
Non-derivatives						
Borrowings (includes interest accrued and current maturities of long-term debt)	32.75	66.19	15.62	-	114.56	104.25
Trade payables	299.12	-	-	-	299.12	299.12
Lease liability	0.59	1.34	0.58	11.00	13.51	5.37
Other financial liabilities	0.70	-	-	-	0.70	0.70
Total non-derivative liabilities	333.16	67.53	16.20	11.00	427.89	409.43
Derivatives						
Foreign exchange forward contracts	0.85	-	-	-	0.85	0.85
Total derivative liabilities	0.85	-	-	-	0.85	0.85



35. Financial risk management (Contd...)

(iii) Market risk - foreign currency risk

The Company undertakes transactions denominated in foreign currencies; consequently, exposures to exchange rate fluctuations arise. Exchange rate exposures are managed within approved policy parameters utilising forward foreign exchange contracts. The Company uses foreign currency forward contracts to hedge its risks associated with foreign currency fluctuations relating to certain firm commitments, highly probable forecast transactions and foreign currency required at the settlement date of certain receivables/payables. The use of foreign currency forward contracts is governed by the Company's strategy approved by the board of directors, which provide principles on the use of such forward contracts consistent with the Company's risk management policy and procedures.

a) Foreign currency risk exposure

The Company's exposure to foreign currency risk at the end of the reporting period expressed in equivalent in Rs is as follows:

	As at March 31, 2026 USD	As at March 31, 2025 USD
Financial liabilities		
Trade payables	0.50	93.84
Borrowing	-	105.30
Other financial liabilities	-	0.55
Forward contracts (buy foreign currency)	5.40	(208.27)

b) Foreign currency sensitivity

The sensitivity of profit or loss to changes in the exchange rates arises mainly from foreign currency denominated financial instruments and impact on other components of equity arises from foreign forward exchange contracts, designated as cash flow hedges.

	Net impact on profit before tax		Not impact on other reserve	
	As at March 31, 2026	As at March 31, 2025	As at March 31, 2026	As at March 31, 2025
USD sensitivity				
INR/USD - Increase by 1% (March 31, 2025 - 1%)*	(0.06)	0.08	-	-
INR/USD - Decrease by 1% (March 31, 2025 - 1%)*	0.06	(0.08)	-	-

* Holding all other variables constant

(iv) Market risk - interest rate risk

The Company's main interest rate risk arises from borrowings with variable rates arising principally on changes in interest rates, which expose the Company to cash flow interest rate risk.

a) Interest rate risk exposure

The exposure of the Company's borrowing to interest rate changes at the end of the reporting period are as follows:

Particulars	As at March 31, 2026	As at March 31, 2025
Floating rate borrowings (including accrued interest)	-	104.25
Total borrowings	-	103.70

b) Sensitivity

Profit or loss is sensitive to higher/ lower interest expense from borrowings as a result of changes in interest rates. Other components of equity change as a result of an increase/ decrease in the fair value of the cash flow hedges related to borrowings.

	Impact on profit before tax	
	As at March 31, 2026	As at March 31, 2025
Interest rate increase by 50 basis points (March 31, 2025 - 50 basis points)*	-	0.52
Interest rate decrease by 50 basis points (March 31, 2025 - 50 basis points)*	-	(0.52)

* Holding all other variables constant



35. Financial risk management (Contd...)

(V) Impact of hedging activities

The Company undertakes transactions denominated in foreign currencies; consequently, exposures to exchange rate fluctuations arise. Exchange rate exposures are managed within approved policy parameters utilising forward contracts and derivative contracts

a) Disclosure of effects of hedge accounting on financial position:

March 31, 2026

Type of hedge and risks	Nominal value		Carrying amount of hedging instrument		Maturity date	Hedge ratio
	Assets	Liabilities	Assets	Liabilities		
Cash flow hedge Foreign exchange risk Forward contract	-	5.40	-	0.01	Jul-26	1:1

As at March 31, 2025

Type of hedge and risks	Nominal value		Carrying amount of hedging instrument		Maturity date	Hedge ratio
	Assets	Liabilities	Assets	Liabilities		
Cash flow hedge Foreign exchange risk Forward contract	-	43.06	-	0.85	Jul-25	1:1

As at March 31, 2026

Type of hedge	Change in the Value of hedging instrument recognised in other comprehensive income	Hedge ineffectiveness recognised in profit or loss	Amount reclassified from cash flow hedging reserve to profit or loss	Line item affected in statement of profit and loss because of the reclassification
Cash Flow Hedge Foreign Exchange Risk	0.70	-	-	-

As at March 31, 2025

Type of hedge	Change in the Value of hedging instrument recognised in other comprehensive income	Hedge ineffectiveness recognised in profit or loss	Amount reclassified from cash flow hedging reserve to profit or loss	Line item affected in statement of profit and loss because of the reclassification
Cash Flow Hedge Foreign Exchange Risk	(0.93)	-	-	-

The Company uses forward contracts to hedge its risks associated with foreign currency fluctuations relating to certain firm commitments, highly probable forecast transactions and foreign currency required at the settlement date of certain receivables/payables. The use of forward contracts is governed by the Company's strategy approved by the board of directors, which provide principles on the use of such forward contracts consistent with the Company's risk management policy.

The Company's hedging policy only allows for effective hedge relationships to be established. Hedge effectiveness is determined at the inception of the hedge relationship, and through periodic prospective effectiveness assessments to ensure that an economic relationship exists between the hedged item and hedging instrument. The Company enters into hedge relationships where the critical terms of the hedging instrument match exactly with the terms of the hedged item, and so a qualitative assessment of effectiveness is performed. If changes in circumstances affect the terms of the hedged item such that the critical terms no longer match exactly with the critical terms of the hedging instrument, the Company uses the hypothetical derivative method to assess effectiveness. Ineffectiveness is recognised on a cash flow hedge where the cumulative change in the designated component value of the hedging instrument exceeds on an absolute basis the change in value of the hedged item attributable to the hedged risk. In hedges of foreign currency forecast sale and purchase transactions, hedges of interest rate risk and hedges of net investment, as applicable, this may arise if:

- (i) The critical terms of the hedging instrument and the hedged item differ (i.e. nominal amounts, timing of the forecast transaction, interest resets changes from what was originally estimated), or
- (ii) Differences arise between the credit risk inherent within the hedged item and the hedging instrument. There were no ineffectiveness recognised in the statement of profit and loss during March 31, 2026 and March 31, 2025.



Anjar TMT Steel Private Limited
Notes forming part of the financial statements as at and for the year ended March 31, 2026
(All amounts in Rupees (Rs.) Crore, unless otherwise stated)

35. Financial risk management (Contd...)

b) Movements in cash flow hedging reserve

Risk category	Foreign currency risk
	Forward contracts
Cash flow hedging reserve	
As at April 01, 2024	0.09
Changes in fair value of forward contracts	(0.93)
Income tax on amount recognised in hedging reserve	-
As at March 31, 2025	(0.85)
Changes in fair value of forward contracts	0.70
Income tax on amount recognised in hedging reserve	-
As at March 31, 2026	(0.15)



Anjar TMT Steel Private Limited
Notes forming part of the financial statements as at and for the year ended March 31, 2026
(All amounts in Rupees (Rs.) Crore, unless otherwise stated)

36. Related party transactions

a) Entities having significant influence

Name	Type	Effective proportion of ownership interest	
		As at March 31, 2026	As at March 31, 2025
Welspun Group Master Trust (entity has significant influence on Welspun Corp Limited, holding company)	Shareholder	44.55%	44.79%

b) List of related parties:

Name	Type	Ownership interest	Ownership interest
		March 31, 2026	March 31, 2025
Welspun Corp Limited	Holding company	100%	100%

c) Key management personnel

Name	Nature of relationship
Mr. Mohan Kasivishwanathan Manikkan	Non executive, Non-independent Director
Mr. Harish Chandra Gupta	Non executive, Non-independent Director
Mr. Sandip Chottara	Chief Financial Officer (till December 15, 2025)
Mr. Arpit Bhandari	Company Secretary
Mr. Debasish Mazumdar	Whole time Director (w.e.f. February 06, 2024 till September 2, 2024)
Mr. Nitin Agarwal	Whole time Director (w.e.f. September 2, 2024)
Ms. Amita Misra	Independent Director (w.e.f. October 1, 2024)
Mr. Krishan Kumar Joshi	Chief Financial Officer (w.e.f. January 19, 2026)

d) List of other entities over which key management personnel or relatives of such personnel exercise significant influence or control and with whom transaction have taken place during the current year or previous year:

Welspun Living Limited
Welspun Corp Limited
Welspun DI Pipes Limited
MGN Agro Properties Private Limited
Welspun Global Brands Limited
Welspun Realty Private Limited
Welspun Anjar Sez Limited
Welspun Captive Power Generation Limited
Welspun Specialty Solutions Limited
JMR Metallurgical Resources AG
India Coke and Power Private Limited
Welspun Wasco Coatings Private Limited
Welspun Foundation For Health And Knowledge
Welspun Home Solutions Limited
Welspun Enterprises Limited



Anjar TMT Steel Private Limited
Notes forming part of the financial statements as at and for the year ended March 31, 2026
(All amounts in Rupees (Rs.) Crore, unless otherwise stated)

36. Related party transactions (Contd...)

e) Disclosure In respect of significant transactions with related parties during the year:

	Transactions	
	Year ended March 31, 2026	Year ended March 31, 2025
1) Sale of products and services		
Welspun Specialty Solutions Limited	0.96	0.60
Welspun Corp Ltd	33.08	27.15
Welspun DI Pipes Limited	3.16	5.73
Welspun Captive Power Generation Limited	-	(0.02)
Welspun Anjar Sez Limited	-	0.02
Welspun Enterprise Limited	16.46	47.84
Welspun Living Limited	0.30	3.54
Sintex-Bapl Limited	0.28	1.31
Sintex Advance Plastics Limited	0.56	1.25
Welspun Michigan Engineers Limited	7.81	7.84
Mounting Renewable Power Ltd	8.04	2.85
Welspun Wasco Coatings Private Limited	0.11	-
Welspun Foundation For Health And Knowledge	0.49	-
Welspun Home Solutions Limited	4.20	-
Total sale of products and services	75.45	98.12
2) Other income		
Welspun Captive Power Generation Limited	1.00	0.06
Total other income	1.00	0.06
3) Purchase of stock-in-trade and other expenses incurred		
Welspun DI Pipes Limited	-	2.15
Welspun Captive Power Generation Limited	3.56	3.41
Welspun Global Brands Limited	0.02	0.03
Welassure Private Limited (upto February 12, 2025)	-	1.20
Welspun Corp Limited	717.42	620.29
Welspun Anjar Sez Limited	0.39	0.36
Welspun Living Limited	1.19	1.38
Welspun Realty Private Limited	0.03	0.03
Welspun Transformation Services Limited	2.54	1.88
IMR Metallurgical Resources Ag	7.56	6.78
Total purchase of stock-in-trade and other expenses incurred	732.72	637.51
4) Reimbursement of expenses (paid)/ recovered		
Welspun Corp Limited	(0.80)	(2.79)
Welspun Living Limited	(0.01)	(0.01)
Total Reimbursement of expenses (paid)/ recovered	(0.81)	(2.79)
5) Issue of 9.50% Convertible Non-cumulative Optionally Redeemable Preference Shares (CORPS)		
Welspun Corp Limited	98.00	-
Total Issue of 9.50% Convertible Non-cumulative Optionally Redeemable Preference Shares (CORPS)	98.00	-
6) Release of corporate guarantee		
Welspun Corp Limited	150.00	-
Total release of corporate guarantee	150.00	-
7) Directors' sitting fees		
Mrs. Amita Misra	0.02	-
Total directors' sitting fees	0.02	-

Notes :

- (1) Amount is exclusive of applicable taxes
- (2) Director and CFO of the company are also employed by other group companies and they have not been paid remuneration accordingly.



Anjar TMT Steel Private Limited
Notes forming part of the financial statements as at and for the year ended March 31, 2026
(All amounts in Rupees (Rs.) Crore, unless otherwise stated)

f) Disclosure of significant closing balances:

	As at March 31, 2026	As at March 31, 2025
1) Trade and other receivables		
Welspun DI Pipes Limited	0.09	0.37
Welspun Enterprise Limited	3.86	24.59
Sintex-Bapl Limited	-	0.13
Welspun Michigan Engineers Limited	1.29	2.22
Mounting Renewable Power Ltd	1.15	1.79
Welspun Specialty Solutions Limited	-	0.47
Welspun Home Solutions Limited	0.56	-
Welspun Foundation For Health And Knowledge	0.24	-
Total trade and other receivables	7.19	29.57
2) Trade payables		
Welspun Captive Power Generation Limited	1.12	0.71
Welspun Living Limited	0.29	0.03
Welspun Corp Limited	129.64	159.76
Welspun Anjar Sez Limited	0.09	0.09
Welassure Private Limited (upto February 12, 2025)	-	0.13
Welspun Transformation Services Limited	0.38	0.06
IMR Metallurgical Resources AG	-	-
Ms Amita Misra	-	-
Total trade payables	131.52	160.78
3) Non-current investments		
Welspun Captive Power Generation Limited (Investments in equity shares)	0.94	1.42
Total non-current investments	0.94	1.42

* Amount is below rounding off norms.

(g) Terms and conditions

All transactions were made on normal commercial terms and conditions and at market rates.
All outstanding balances are unsecured and are payable in cash.

37. Micro, Small and Medium Enterprises Development Act, 2016

Disclosure of amount due to suppliers under "The Micro, Small and Medium Enterprises Development Act, 2006 (MSMED Act)" is as under:

	As at March 31, 2026	As at March 31, 2025
Principal amount due to suppliers registered under the MSMED Act and remaining unpaid as at year end	1.92	8.82
Interest due to suppliers registered under the MSMED Act and remaining unpaid as at year end	0.01	0.05
	1.93	8.87
Principal amounts paid to suppliers registered under the MSMED Act, beyond the appointed day during the year	0.18	0.43
Interest paid, under Section 16 of MSMED Act, to suppliers registered under the MSMED Act, beyond the appointed day during the year	-	-
Interest paid, other than under Section 16 of MSMED Act, to suppliers registered under the MSMED Act, beyond the appointed day during the year	-	-
Amount of interest due and payable for the period of delay in making payment (which have been paid but beyond the appointed day during the year) but without adding the interest specified under the MSMED Act.	-	-
Interest accrued and remaining unpaid at the end of each accounting year	0.06	0.05
Amount of further interest remaining due and payable even in the succeeding years, until such date when the interest dues above are actually paid to the small enterprise, for the purpose of disallowance of a deductible expenditure under section 23 of the MSMED Act	-	-
Total outstanding dues of micro and small enterprises	1.97	8.87



38. Capital management

(I) Risk management

For the purpose of the Company's capital management, capital includes issued equity capital and all other equity reserves.

The Company's objectives when managing capital are to:

- safeguard their ability to continue as a going concern, so that they can continue to provide returns for shareholders and benefits for other stakeholders, and
- maintain an optimal capital structure to reduce cost of capital.

The Company monitors capital on the basis of the following gearing ratio:

	As at March 31, 2026	As at March 31, 2025
Net debt (total borrowings (including current maturities) and lease liabilities net of cash and cash equivalents, other bank balances and current investments)*	3.88	90.93
Total equity	174.47	56.25
Net debt equity ratio	0.02	1.62

Net Debt includes total borrowings (including current maturities) and lease liabilities net of cash and cash equivalents, other bank balances and current investments

Loan covenants

The Company has no borrowings as at the end of the reporting period. During the year ended March 31, 2026 the company has repaid the entire borrowing. For year ended March 31, 2025, the Company has after the year end obtained waiver and extension to comply with the loan covenants applicable upto March 31, 2026.

(II) Dividend

The Company has not declared dividends in the current reporting period.



Anjar TMT Steel Private Limited

Notes forming part of the financial statements as at and for the year ended March 31, 2026

(All amounts in Rupees (Rs.) Crore, unless otherwise stated)

39. Contingent liabilities

There are no contingent liabilities as at March 31, 2026 and as at March 31, 2025.

40. Capital and other commitments

i) Capital commitments

Capital expenditure contracted for at the end of the reporting period but not recognised as liabilities is as follows:

	As at March 31, 2026	As at March 31, 2025
Estimated amount of contracts remaining to be executed on capital account (net of advances):		
Property, plant and equipment (net of capital advances: Rs. Nil (March 31, 2025: Rs.3.41))	0.49	13.17

ii) Other commitments

	As at March 31, 2026	As at March 31, 2025
Outstanding letters of credit	-	54.81

41. Segment information

(i) Description of segments and principal activities

The Company's chief operating decision makers are its Board of Directors of Company who examines the Company's performance only from the product perspective and has accordingly, identified only one reportable segment which is manufacturing, processing and dealing in TMT Bar, in accordance with Ind AS 108.

(ii) The chief operating decision makers primarily uses a measure of profit/ (loss) before tax as included in the internal management report to assess the performance of the operating segment which is measured consistently with profit or loss in the financial statements.

(iii) Revenue from major customers:

Revenues of approximately Rs. 378.43 (31 March 2025 – Rs. 383.35) are derived from 4 external customers (March 31, 2025 - 2). These revenues are attributed to the India segment.

For the year ended	Number of customers	Amount	% of revenue from operations
As at March 31, 2026	4	378.43	42%
As at March 31, 2025	2	383.35	35%

(iv) The company is domiciled in India. All revenue from contracts are from within India during the year ended March 31, 2026 and March 31, 2025.

(v) The total of non-current assets are located only in India as at March 31, 2026 and March 31, 2025.



Anjar TMT Steel Private Limited
Notes forming part of the financial statements as at and for the year ended March 31, 2026
(All amounts in Rupees (Rs.) Crore, unless otherwise stated)

42. Key Financial Ratio with explanations

Sr.no	Ratio	Numerator	Denominator	Year ended March 31, 2026	Year ended March 31, 2025	Variance in %	Reason for variance
1	Current ratio (times)	Current assets	Current liabilities	1.33	0.96	39%	Due to decrease in current liabilities
2	Debt-equity ratio (times)	Total debt (Note 1)	Total Equity	-	1.84	-100%	Due to repayment of borrowing during the year
3	Debt service coverage ratio (times)	Earnings available for debt service (Note 2)	Debt service (Note 3)	0.33	0.50	-34%	Due to repayment of borrowing during the year
4	Return on equity (%)	Profit / (Loss) for the year	Average shareholders equity	17%	77%	-77%	Due to issue of Preference shares
5	Inventory turnover ratio (times)	Cost of goods sold (Note 4)	Average inventory	8.90	8.93	0%	
6	Trade receivables turnover ratio (times)	Revenue from operations	Average Trade receivables	7.87	12.67	-38%	Due to decrease in trade receivable
7	Trade payable turnover ratio (times)	Cost of goods sold + Other expenses	Average Trade payables	3.56	4.09	-13%	
8	Net capital turnover ratio (times)	Revenue from operations	Working capital (Note 5)	18.41	-75.33	-124%	Due to decrease in revenue
9	Net Profit ratio (%)	Profit / (Loss) for the year	Revenue from operations	2.25%	2.92%	-23%	
10	Return on capital employed (%)	Earnings before interest and tax	Capital employed (Note 6)	20.20%	34.87%	-42%	Due to increase in capital employed
11	Return on investment (%)	Income on investments (note 7)	Average Investments	19.07%	93.53%	-80%	Due to high income on investment made during the year

Notes:

- Total debt = Non-current borrowings and Current borrowings
- Earning for debt service = Profit for the year + Non-cash operating expenses like depreciation and other amortisations + Interest expenses
- Debt service = Interest and principal repayments including lease payments
- Cost of Goods Sold = Cost of material consumed + Purchases of stock-in-trade + Changes in inventories of finished goods, stock-in-trade and work-in progress
- Working capital = Current assets (-) Current liabilities
- Capital employed = Tangible net worth + Total debt + Deferred tax liability
- Income on investments = Other income - other interest income - other non operating income



Anjar TMT Steel Private Limited
Notes forming part of the financial statements as at and for the year ended March 31, 2026
(All amounts in Rupees (Rs.) Crore, unless otherwise stated)

43. Additional regulatory requirements under Schedule III

(i) Details of Benami Property held

No proceedings have been initiated on or are pending against the company for holding benami property under the Benami Transactions (Prohibition) Act, 1988 (45 of 1988) and Rules made thereunder.

(ii) Borrowing secured against current assets

The Company has working capital facility from banks on the basis of security of current assets. The quarterly returns or statements of current assets filed by the Company with banks and financial institutions are in agreement with the books of accounts.

(iii) Wilful defaulter

The Company has not been declared wilful defaulter by any bank or financial institution or government or any government authority.

(iv) Relationship with struck off companies

The Company has no transactions with the companies struck off under Companies Act, 2013 or Companies Act, 1956.

(v) Compliance with number of layers of companies

The Company has complied with the number of layers prescribed under the Companies Act, 2013.

(vi) Compliance with approved scheme(s) of arrangements

The Company has not entered into any scheme of arrangement which has an accounting impact on current or previous financial year.

(vii) Utilisation of borrowed funds and share premium

The Company has not advanced or loaned or invested funds to any other person(s) or entity(ies), including foreign entities (Intermediaries), with the understanding (whether recorded in writing or otherwise) that the Intermediary shall:

- directly or indirectly lend or invest in other persons or entities identified in any manner whatsoever by or on behalf of the Ultimate Beneficiaries or
- provide any guarantee, security or the like on behalf of the ultimate beneficiaries

The Company has not received any funds from any person(s) or entity(ies), including foreign entities (Funding Party) with the understanding (whether recorded in writing or otherwise) that the company shall:

- directly or indirectly lend or invest in other persons or entities identified in any manner whatsoever by or on behalf of the Funding Party (Ultimate Beneficiaries) or
- provide any guarantee, security or the like on behalf of the ultimate beneficiaries

(viii) Undisclosed income

There is no income surrendered or disclosed as income during the current or previous year in the tax assessments under the Income Tax Act, 1961, that has not been recorded in the books of account.

(ix) Details of crypto currency or virtual currency

The Company has not traded or invested in crypto currency or virtual currency during the current or previous year.

(x) Valuation of PP&E, Intangible asset and investment property

The Company has not revalued its property, plant and equipment (including Right-of-Use assets) or Intangible assets or both during the current or previous year.

(xi) Title deeds of immovable properties not held in name of the company

The Company does not own any immovable properties. Further properties where the company is the lessee, the lease agreements are duly executed in favour of the Company.

(xii) Registration of Charges or satisfaction with Registrar of Companies (ROC)

The Company does not have any charge or satisfaction not registered with the ROC beyond the statutory period.

(xiii) Utilisation of borrowings availed from banks and financial institutions

There are no borrowings availed from banks and financial institutions during the current or previous year.

(xiv) Loans or advances to specified person

The Company has not granted any loans or advances in the nature of loans to promoters, directors, KMPs and related parties (as defined under Companies Act, 2013) either severally or jointly with any other person, that are (a) repayable on demand; or (b) without specifying any terms or period of repayment.



Anjar TMT Steel Private Limited
Notes forming part of the financial statements as at and for the year ended March 31, 2026
(All amounts in Rupees (Rs.) Crore, unless otherwise stated)

44. Earnings/ (Loss) per share

	Year ended March 31, 2026	Year ended March 31, 2025
Nominal value of an equity share	10.00	10.00
Profit / (Loss) after tax attributable to the equity holders of the Company	20.18	31.58
Basic earnings/ (loss) per share:		
Weighted average number of equity shares used as denominator for calculating basic EPS	2,00,10,000	2,00,10,000
Basic earnings per share (Rs.)	10.08	15.78
Diluted earnings/ (loss) per share:		
Profit after tax attributable to the equity holders of the Company from continuing operations	20.18	31.58
Weighted average number of equity shares used as denominator for calculating diluted EPS	15,30,65,753	6,50,00,000
Diluted earnings per share (Rs.) from continuing operations	1.32	4.86
Diluted loss per share (Rs.) from discontinuing operations	-	-
Diluted earnings per share (Rs.)	1.32	4.86
Reconciliation of weighted average number of shares outstanding		
Weighted Average number of equity shares used as denominator for calculating basic EPS	2,00,10,000	2,00,10,000
Total weighted average potential equity shares	13,30,55,753	14,99,90,000
Weighted average number of equity shares used as denominator for calculating diluted EPS	15,30,65,753	17,00,00,000

45. Core Investment Companies (CIC)

Management has assessed that there are three CIC in the Group ('Companies in the Group' is as defined in Master Direction - Core Investment Companies (Reserve Bank) Directions, 2016, as amended).

46. Going concern

The management has made an assessment on the basis of the financial ratios, ageing and expected dates of realisation of financial assets and payment of financial liabilities, other information accompanying the financial statements, knowledge of the Board of Directors and management plans and has not noted any material uncertainty that the Company is not capable of meeting its liabilities existing at the date of balance sheet as and when they fall due within a period of one year from the balance sheet date.



Anjar TMT Steel Private Limited

Notes forming part of the financial statements as at and for the year ended March 31, 2026
(All amounts in Rupees (Rs.) Crore, unless otherwise stated)

Note 47 : Summary of other accounting policy

1 Contract assets and contract liabilities

When the Company performs a service or transfers a good in advance of receiving consideration, it recognises a contract asset or receivable.

A contract asset is a Company's right to consideration in exchange for goods or services that the Company has transferred to a customer. If the Company transfers control of goods or services to a customer before the customer pays consideration, the Company records a contract asset when the nature of the Company's right to consideration for its performance is other than passage of time. A contract asset will be classified as a receivable when the Company's right to consideration is unconditional (that is, when payment is due only on the passage of time). The Company assesses a contract asset for impairment in accordance with Ind AS 109. Impairment of a contract asset is measured, presented and disclosed on similar basis as other financial asset in nature of trade receivable within the scope of Ind AS 109. The Company discloses contract assets under "Other Assets".

The Company recognises a contract liability if the customer's payment of consideration precedes the Company's performance. A contract liability is recognised if the Company receives consideration (or if it has the unconditional right to receive consideration) in advance of performance. The Company discloses contract liabilities under "Other Liabilities".

2 Intangible assets

Intangible assets with finite useful lives acquired by the Company are measured at cost less accumulated amortization and accumulated impairment losses. Amortization is charged on a straight-line basis over the estimated useful lives. The estimated useful life and amortization method are reviewed at the end of each annual reporting period, with the effect of any changes in the estimate being accounted for on a prospective basis.

Amortization methods and periods

Intangible assets comprise of computer software which is amortised on a straight-line basis over its expected useful life of five years which is based on a technical evaluation done by the Management.

3 Leases

a) As a lessee

The Company leases leasehold land and buildings. Rental contracts are typically made for fixed periods of five to thirty years but may have extension options as described in note 3(b). Lease terms are negotiated on an individual basis and contain a wide range of different terms and conditions. The lease agreements do not impose any covenants, but leased assets may not be used as security for borrowing purposes.

Assets and liabilities arising from a lease are initially measured on a present value basis. Lease liabilities include the net present value of the following lease payments, as applicable:

- fixed payments (including in-substance fixed payments), less any lease incentives receivable
- variable lease payment that are based on an index or a rate, initially measured using the index or rate as at the commencement date
- amounts expected to be payable by the Company under residual value guarantees
- the exercise price of a purchase option if the lessee is reasonably certain to exercise that option, and
- payments of penalties for terminating the lease, if the lease term reflects the lessee exercising that option.

Lease payment to be made under reasonably certain extension options are also included in the measurement of the liability. The lease payments are discounted using the interest rate implicit in the lease. If that rate cannot be readily determined, the lessee's incremental borrowing rate is used, being the rate that the lessee would have to pay to borrow the funds necessary to obtain an asset of similar value to the right-of-use asset in a similar economic environment with similar terms, security and conditions.

Lease payments are allocated between principal and finance cost. The finance cost is charged to profit or loss over the lease period so as to produce a constant periodic rate of interest on the remaining balance of the liability for each period.

Right-of-use assets are measured at cost comprising the following, wherever applicable:

- the amount of the initial measurement of lease liability
- any lease payments made at or before the commencement date less any lease incentives received



Anjar TMT Steel Private Limited

Notes forming part of the financial statements as at and for the year ended March 31, 2026
(All amounts in Rupees (Rs.) Crore, unless otherwise stated)

- any initial direct costs, and
- restoration costs.

Right-of-use assets are measured at cost, less any accumulated depreciation and accumulated impairment losses, and adjusted for any remeasurement of lease liabilities.

Right-of-use assets are generally depreciated over the shorter of the asset's useful life and the lease term (including extension considering reasonable certainty), on a straight-line basis. If the Company is reasonably certain to exercise a purchase option, the right-of-use asset is depreciated over the underlying asset's useful life.

Payments associated with short-term leases of equipment and all leases of low-value assets are recognised on a straight-line basis as an expense in profit or loss. Short-term leases are leases with a lease term of 12 months or less, without a purchase option.

4 Borrowing costs

General and specific borrowing costs that are directly attributable to the acquisition, construction or production of a qualifying asset are capitalised during the period of time that is required to complete and prepare the asset for its intended use or sale. Qualifying assets are assets that necessarily take a substantial period of time to get ready for their intended use or sale. Investment income earned on the temporary investment of specific borrowings pending their expenditure on qualifying assets is deducted from the borrowing costs eligible for capitalization.

All other borrowing costs are expensed in the period in which they are incurred.

Borrowing Cost includes exchange differences arising from foreign currency borrowings to the extent they are regarded as an adjustment to the finance cost.

5 Employee benefits

a) Short-term obligations

Liabilities for wages and salaries, including non-monetary benefits that are expected to be settled wholly within 12 months after the end of the period in which the employees render the related service are recognised in respect of employees' services up to the end of the reporting period and are measured at the amounts expected to be paid when the liabilities are settled. The liabilities are presented as current employee benefit obligations in the balance sheet.

b) Other long-term employee benefit obligations

The liabilities for earned leave are not expected to be settled wholly within 12 months after the end of the period in which the employees render the related service. They are therefore measured as the present value of expected future payments to be made in respect of services provided by employees up to the end of the reporting period using the projected unit credit method. The benefits are discounted using the market yields at the end of the reporting period that have terms approximating to the terms of the related obligation. Remeasurements as a result of experience adjustments and changes in actuarial assumptions are recognised in profit or loss.

The obligations are presented as current liabilities in the balance sheet if the entity does not have an unconditional right to defer settlement for at least twelve months after the reporting period, regardless of when the actual settlement is expected to occur.

c) Post-employment obligations

The Company operates the following post-employment schemes:

- defined benefit plans such as gratuity; and
- defined contribution plans such as provident fund, superannuation fund and pension fund.



Anjar TMT Steel Private Limited

Notes forming part of the financial statements as at and for the year ended March 31, 2026
(All amounts in Rupees (Rs.) Crore, unless otherwise stated)

(I) Defined Benefit Plans

(i) Gratuity obligations

The liability or asset recognised in the balance sheet in respect of defined benefit gratuity plans is the present value of the defined benefit obligation at the end of the reporting period less the fair value of plan assets. The defined benefit obligation is calculated annually by actuaries using the projected unit credit method.

The present value of the defined benefit obligation denominated in INR/Rs. is determined by discounting the estimated future cash outflows by reference to market yields at the end of the reporting period on government bonds that have terms approximating to the terms of the related obligation.

The net interest cost is calculated by applying the discount rate to the net balance of the defined benefit obligation and the fair value of plan assets. This cost is included in employee benefit expense in the statement of profit and loss.

Remeasurement gains and losses arising from experience adjustments and changes in actuarial assumptions are recognised in the period in which they occur, directly in other comprehensive income. They are included in retained earnings in the statement of changes in equity and in the balance sheet. Remeasurements are not reclassified to profit and loss in the subsequent periods.

Changes in the present value of the defined benefit obligation resulting from plan amendments or curtailments are recognised immediately in profit or loss as past service cost.

(II) Defined contribution plans

Provident Fund, Employee State Insurance Corporation (ESIC) and Pension Fund

The Contribution towards provident fund, ESIC and pension fund for certain employees is made to the regulatory authorities where the Company has no further obligations. Such benefits are classified as Defined Contribution Schemes as the Company does not carry any further obligations apart from the contributions made on a monthly basis.

6 Contributed Equity

Equity shares are classified as equity.

7 Dividends

Provision is made for the amount of any dividend declared, being appropriately authorized and no longer at the discretion of the entity, on or before the end of the reporting period but not distributed at the end of the reporting period.



Anjar TMT Steel Private Limited

Notes forming part of the financial statements as at and for the year ended March 31, 2026
(All amounts in Rupees (Rs.) Crore, unless otherwise stated)

8 Earnings per share

1) Basic earnings per share

Basic earnings per share is calculated by dividing:

- the profit attributable to owners of the Company; and
- by the weighted average number of equity shares outstanding during the financial year, adjusted for bonus elements in equity shares issued during the year and excluding treasury shares.

2) Diluted earnings per share

Diluted earnings per share adjust the figures used in the determination of basic earnings per share to take into account:

- the after-income tax effect of interest and other financing costs associated with dilutive potential equity shares; and
- the weighted average number of additional equity shares that would have been outstanding assuming the conversion of all dilutive potential equity shares.

9 Cash Flow Statement

Cash flows are reported using the indirect method set out in Ind AS 7 'Statement of Cash Flows', whereby net loss/profit before tax is adjusted for the effects of transactions of non-cash nature, any deferrals, or accruals of past or future operating cash receipts or payments and items of expenses associated with investing or financing cash flows. The cash flows from operating, investing and financing activities of the Company are segregated.

10 Segment reporting

Since the segment information as per Ind AS 108 - Operating Segments is provided on the basis of consolidated financial statement, the same is not provided separately in standalone financial statement.



Anjar TMT Steel Private Limited

Notes forming part of the financial statements as at and for the year ended March 31, 2026
(All amounts in Rupees (Rs.) Crore, unless otherwise stated)

11 Foreign currency translation

a) Functional and presentation currency

Items included in the financial statements of the Company are measured using the currency of the primary economic environment in which the Company operates ('the functional currency'). The financial statements are presented in Indian rupee (INR/Rs.), which is the Company's functional and presentation currency.

b) Transactions and balances

Foreign currency transactions are translated into the functional currency using the exchange rates at the dates of the transactions. Foreign exchange gains and losses resulting from the settlement of such transactions and from the translation of monetary assets and liabilities denominated in foreign currencies at year end exchange rates are generally recognised in profit or loss.

Foreign exchange differences regarded as an adjustment to borrowing costs are presented in the statement of profit and loss, within finance costs. All other foreign exchange gains and losses are presented in the statement of profit and loss on a net basis within other expenses or other income, as applicable.

Non-monetary items that are measured in terms of historical cost in a foreign currency are translated using the exchange rates at the date of initial transaction.

Non-monetary items that are measured at fair value in a foreign currency are translated using the exchange rates at the date when the fair value was determined. Translation differences on assets and liabilities carried at fair value are reported as part of the fair value gain or loss.

The Company has elected to apply the exemption from the transition date i.e. April 01, 2015 in respect of accounting policy followed for long term foreign currency monetary items. Accordingly, long term foreign currency monetary items in the standalone financial statement have been accounted in accordance with previous GAAP as given below:

- Foreign exchange differences on account of depreciable assets are adjusted in the cost of depreciable assets and depreciated over the balance life of the assets.

In other cases, foreign exchange differences are accumulated in "Foreign Currency Monetary Item Translation Difference Account" and amortised over the balance period of such long-term assets / liabilities.

For B S R & Co. LLP

Chartered Accountants

Firm's Registration No. 101248WW-100022



Akash Khona

Partner

Membership No. 148044

Place: Mumbai

Date: April 22, 2026

For and on behalf of the Board of Directors

of Anjar TMT Steel Private Limited

CIN: U27209GJ2021PTC122227



Harish Chandra Gupta

Director

DIN: 07559832

Place: Mumbai

Date: April 22, 2026



Krishan Kumar Joshi

Chief Financial Officer

Place: Anjar

Date: April 22, 2026



Nitin Agarwal

Whole time director

DIN: 10760783

Place: Mumbai

Date: April 22, 2026



Arpit Bhandari

Company Secretary

ACS-43644

Place: Anjar

Date: April 22, 2026

